

# AroFlo Academy

## Getting Started Guide



### Log In

<https://aroflo.learn.acendre.com/>



### Decide What to learn

Click on Catalogue and pick from the three offerings.

You can access the AroFlo Academy from your desktop or your phone. Log in and select the **Catalogue** that best suits your needs.




**Site Administration** – The back-of-house settings and defaults



**Office** – Doing the work from your desktop




**Field** – Getting the job done from your phone or tablet



# Tools for the Trade

Enrol in the Courses you need, when you need them.

AroFlo Academy is built to make it easy to learn exactly what you need to get going when using *AroFlo* or *AroFloGo*



Use the **Get Started** button to login



Click the **Catalogue** button and pick what fits best



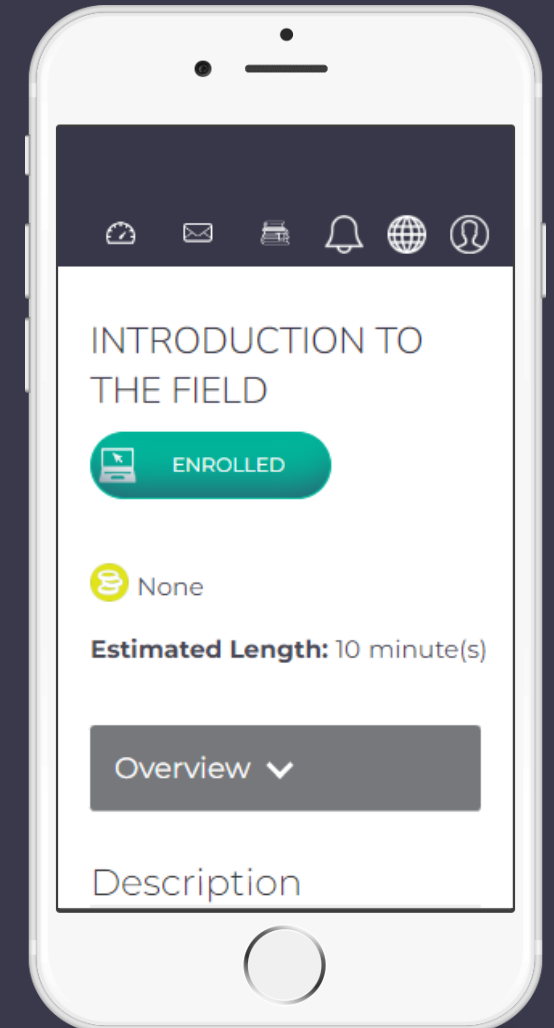
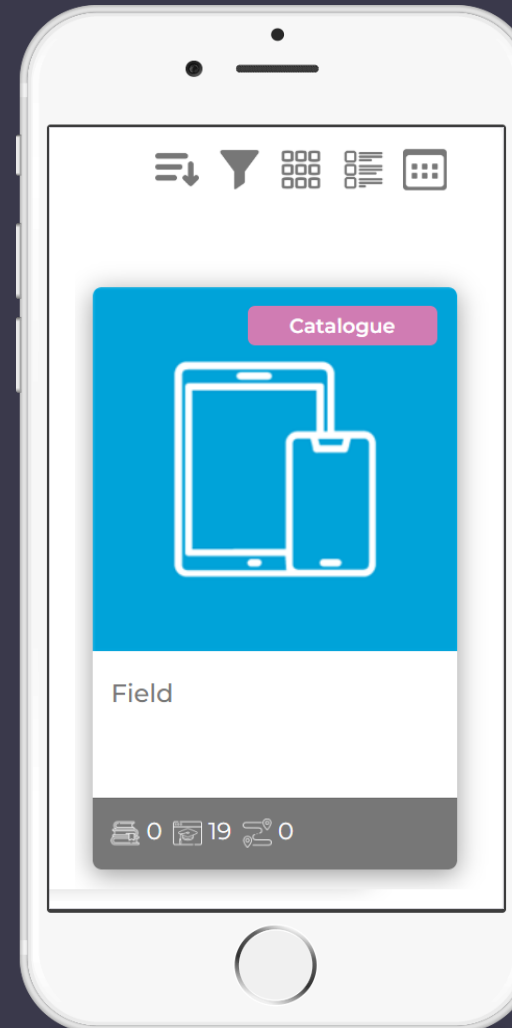
Pick a Course from your Catalogue and **Enrol**



The arrow gets you started

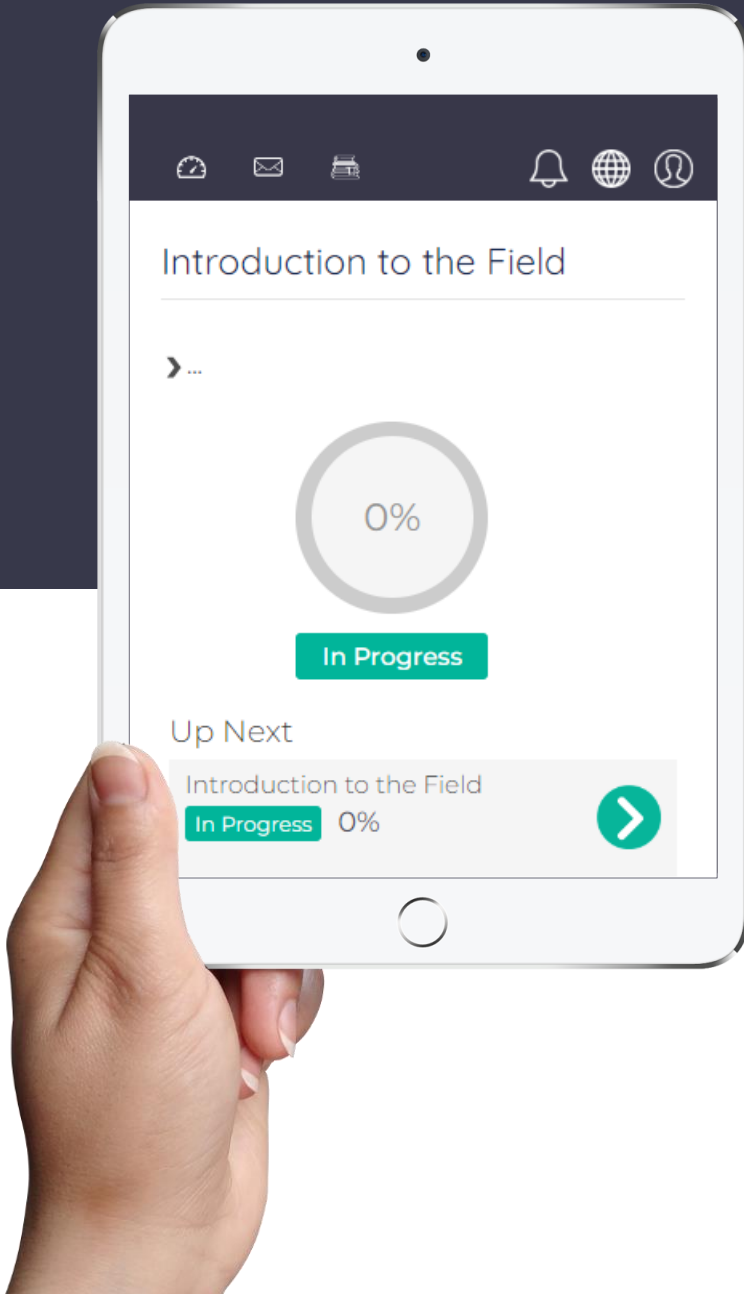


Click the **X** if you need to take a break or when you've finished



# Learn the Tools

Follow the on-screen navigation prompts through a guided product simulation and learn step by step how to use AroFlo or Go in your workplace.



## Information

Tap or hover over the information and tip buttons to learn more throughout the course.



## Next/Back

Click the Next and Back buttons as needed.



## Knowledge Check

Answer 3 quick questions to help consolidate you're learning when you are done.