

DONOR INSTRUCTIONS



1. Select Fund

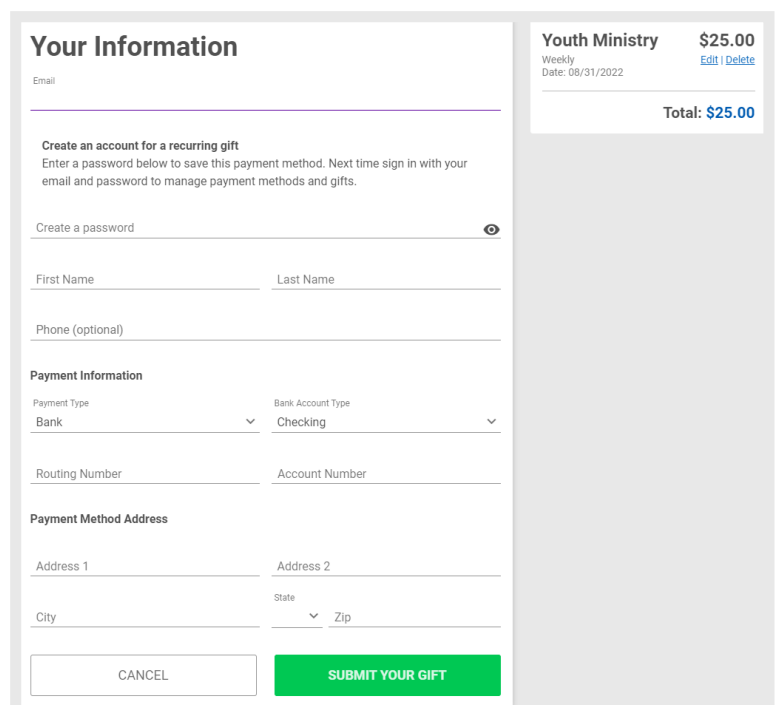
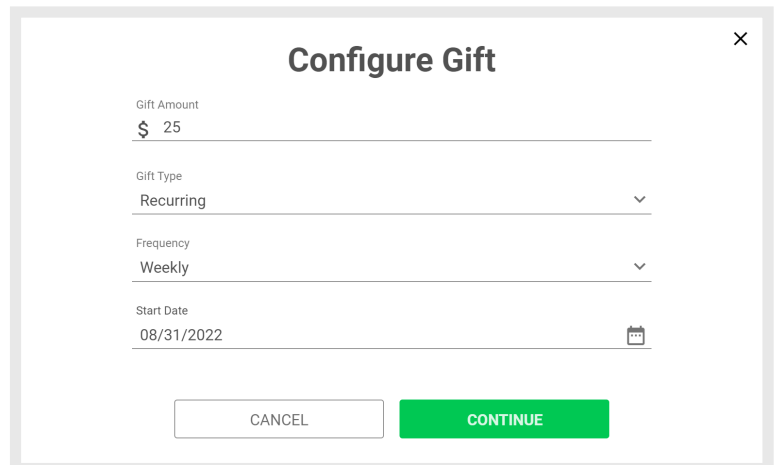
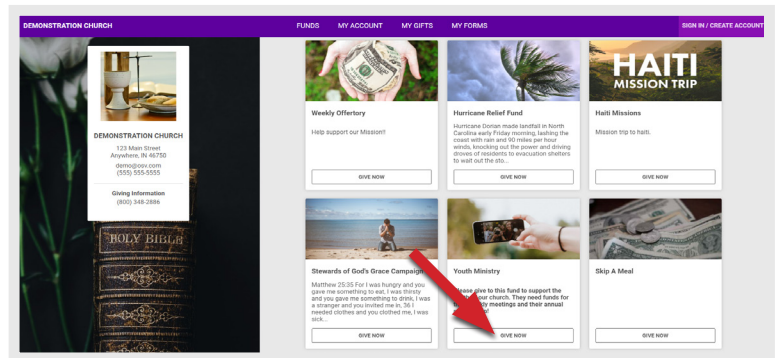
On the **Giving page**, click on the **Fund** that you would like to donate to.

2. Configure Gift

- Enter Amount
- Gift Type** - Recurring or One Time
- If **Recurring** - Select Frequency
- Start Date**
- Click **Continue**

3. Fill in Your Information

- Email** (if you already have an account with this email address, it will ask you to login)
- Name** - First and Last
- Payment Information**
 - Checking
 - Savings
 - Credit Card - if your organization is accepting credit cards
- New Password**
 - If you want to create an account to setup a recurring donation or if you are doing a one-time donation and want to create an account to make donating in the future quicker, enter a password.
- Submit Your Gift!**



READY. SET. GIVE!