

Source-Nexus® Control Panel User Guide

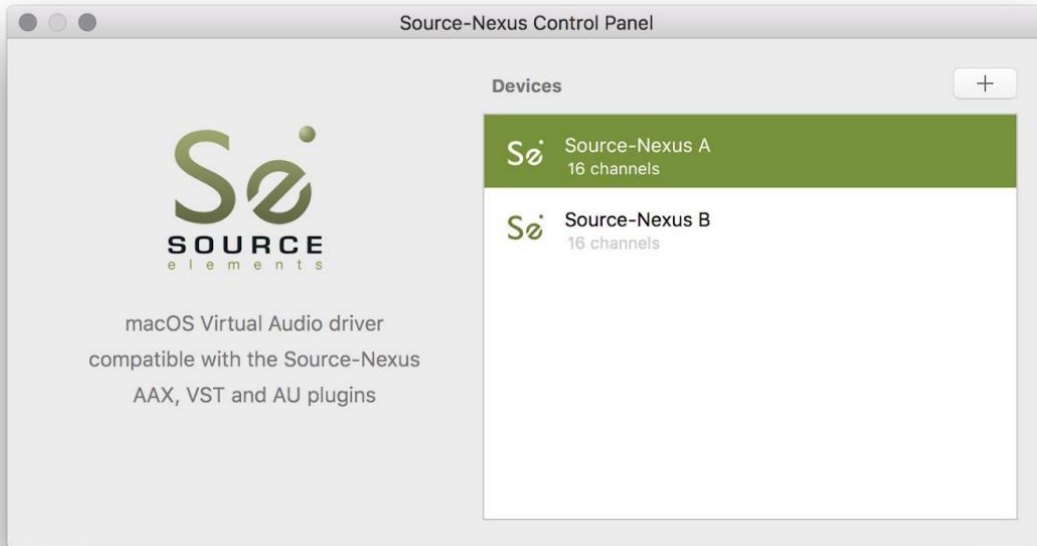
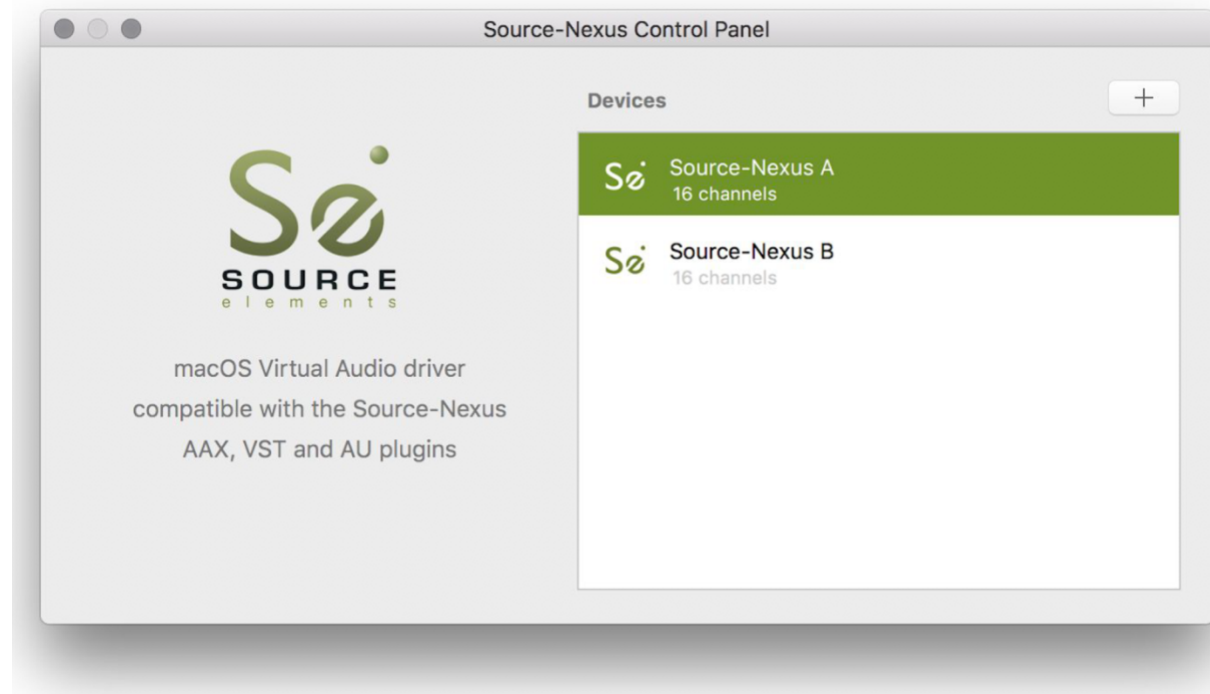


Table of Contents

Introducing Source-Nexus Control Panel.....	3
Source-Nexus Control Panel - System Compatibility.....	4
Creating Devices.....	4
Deleting Devices.....	4
Troubleshooting Source-Nexus Control	5

Introducing Source-Nexus Control Panel

Source Nexus Control Panel is a virtual audio device manager for Mac OSX, allowing you to create named virtual audio devices with multiple channels.



The possibilities are endless: opens an entire new world for application integration with Pro audio users and their studio environment.

You can patch in any software such as phone applications, metering, encoders, decoders, external processors, other audio workstations, video editors, even a browser web page! With up to 24 channels, and with multiple devices and channels there is no limit to application routing.

Extreme flexibility for Input and Output separation means you can connect all your Audio apps for monitoring, recording and effects however you want them.

Why do I need Source-Nexus Control Panel?

Virtual drivers allow you to route audio between applications without needing external hardware or cables. Used in conjunction with the companion Source-Nexus plugins you can route any audio to, and from, your favorite DAW.

See more at <https://www.source-elements.com/products/source-nexus/>

Source-Nexus Control Panel - System Compatibility

Source-Nexus Control Panel requires OSX 10.10 or higher.

iLok Compatibility

Source-Nexus supports iLok 2 and 3 and machine activation.

Creating Devices

In order to create new devices:

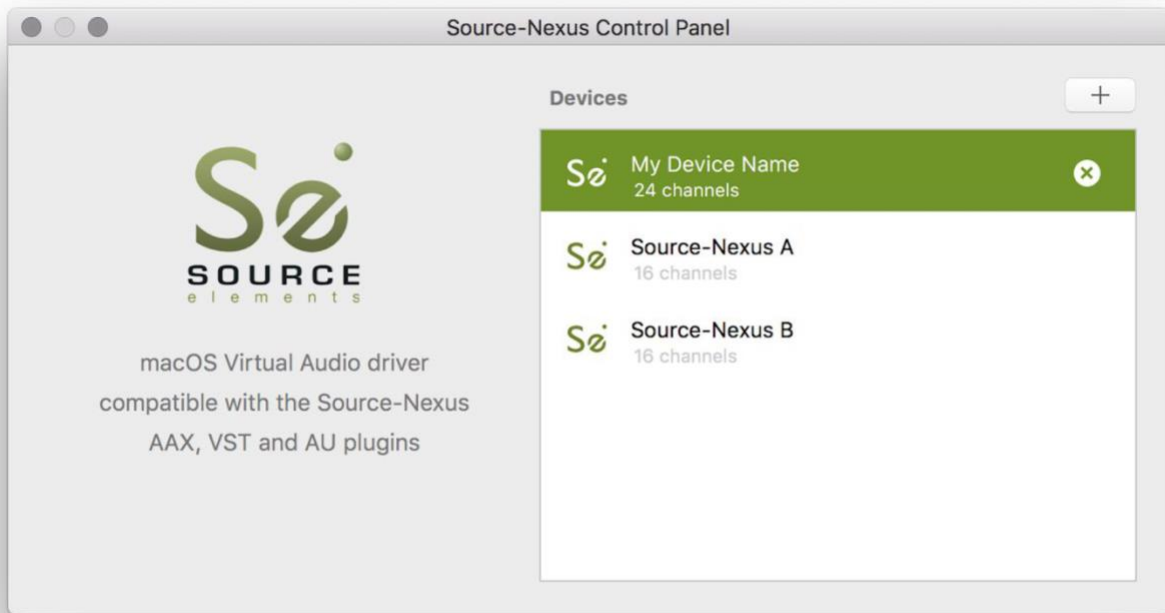
1. Click on the + button to create a new device.
2. Enter a device name. E.g., "My Device"
3. Choose a number of channels.



Deleting Devices

In order to delete devices:

1. Open the Source-Nexus Control Panel application.
2. In the "Devices" list, select the device you want to delete.
3. Click on the X and it will be immediately deleted.



Troubleshooting Source-Nexus Control

There are several ways to contact the support team for troubleshooting purposes:

Contact Source-Elements for technical and general support

Comprehensive documentation is available on our website. If your question is not answered please contact us via telephone, email or we can arrange communication over other methods such as Skype on request.

Online Support

<https://support.source-elements.com/>

Online Forum

<http://source-elements.com/community>

Email

Contact the technical support team by email at support@source-elements.com

When emailing Support, please provide us with the information required to resolve the issue. For example:

- Your Source-Connect login
- Computer type
- Host version

Add as much detail about the problem you are having as possible. This will assist us in responding to you with relevant assistance more rapidly.