

How To Series

datecode genie®

SMART LABEL SOLUTIONS **AT YOUR COMMAND**

DateCodeGenie® X Series Printer: Hirose to Molex Conversion

Foodservice
Solutions by **ncco**

06/15/2023

Overview



What Changed

The printer power connector and printer power socket.

Printer SKU: DCG-070-1060 L / DCG-070-1060 R





New Printer side: MOLEX New Power side MOLEX



DF1B-4S-2.5R(HIROSE)
OLD




5264-04(MOLEX) New



Splice Connectors are now provided with new Molex printers as an optional way to splice the included **MOLEX Cable** to the original HIROSE Cable. These splice connectors do not require the wires to be stripped. *Pictured below.*

Splice Connectors



Molex Power Cable spliced to original power cable.



**Need
Assistance?**

Technical Support

dcgsupport@ncco.com

800.774.0478 x 3

