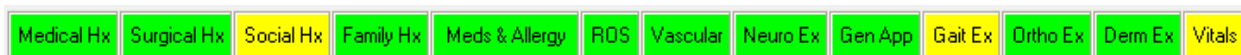


SAMNOTES 101: USING SAMMY STRUCTURES

Sammy Structures

Sammy structures are pre-programmed structures that will either pop up a question for you to answer or pull in information previously entered into the patient's SamNotes record.

H&P Bar



All of the information saved in these buttons can be brought into a template and/or the template can prompt you to document the information and then save it in the note.

There are two ways to add these structures to your template

1. Search for the structure by pressing the < (lesser than key) then start to type the name of the structure you are looking for. Press enter when you find the structure you want to include.
2. While setting up the template you can also drag and drop the button into the template.

Subjective and Objective Structures:

The structures below can be setup two different ways:

1. The format of the structures are below. The first column shows the structure in the first format. With no word between the pipes | | SamNotes will display the corresponding button allowing you to view or edit the content before entering the information into the note.
2. The second column is showing the structure again but using the word |Insert| between the pipes. This use of the structure will cause SamNotes to automatically include the content found in the corresponding button without opening the button. NOTE: Structures not finding information in a button will automatically skip the button.

Subjective Structures:

| | |
|---------------------------------------|--|
| <MedicalHistory MedicalHistory> | <MedicalHistory Insert MedicalHistory> |
| <Surgical Hx Surgical Hx> | <Surgical Hx Insert Surgical Hx> |
| <SocialHistory SocialHistory> | <SocialHistory Insert SocialHistory> |
| <Family History Family History> | <Family History Insert Family History> |
| <ROS ROS> | <ROS Insert ROS> |
| <Medications Medications> | <Medications Insert Medications> |
| <Allergies Allergies> | <Allergies Insert Allergies> |
| <Meds & Allergies Meds & Allergies> | <Meds & Allergies Insert Meds & Allergies> |

Below are other special words that can be used between the pipes | | for Medications.

| | |
|---------------------------------|--|
| <Medications NAMES Medications> | This structure will only include just the names of the medications. |
| <Medications DOSE Medications> | This structure will include the name and the dose of the medication. |
| <Medications MINE Medications> | This structure will include only the medications prescribed today. |

Objective Structures:

| | |
|-------------------------------|------------------------------------|
| <Vascular Vascular> | <Vascular Insert Vascular> |
| <Neurological Neurological> | <Neurological Insert Neurological> |

<GenAppearance | | GenAppearance>
 <GaitExam | | GaitExam>
 <OrthopedicExam | | OrthopedicExam>
 <DermExam | | DermExam>

<GenAppearance | Insert | GenAppearance>
 <GaitExam | Insert | GaitExam>
 <OrthopedicExam | Insert | OrthopedicExam>
 <DermExam | Insert | DermExam>

<InsertSubjectiveExams | | InsertSubjectiveExams>

This structure will combine all the subjective exams together after they have been completed. Click the ones you do not want and it will turn white instead of green.

<InsertTodaysChangesSubjective | | InsertTodaysChangesSubjective>

This structure will combine all the subjective information into the note automatically.

Select exams to include in the note.

Allergies Preview
 Allergies: Hay Fever, Severity: Mild
 Penicillin

Surgical History Preview
 Surgical History: Angioplasty, Elective

Medications Preview
 Medications: Ceflin 500 mg Tab 1 tablet by mouth daily, Dispense: 30, Refills: 0
 Demax Pax 0.5 % Lotion, Refills: 0

Medical History Preview
 Medical History: Anemia, Dimorphic anemia, Pernicious anemia, Angina

Family History Preview
 Family History: Fraternal Aunt, Daughter

Preview

Allergies: Hay Fever, Severity: Mild
 Penicillin
 Surgical History: Angioplasty, Elective
 Medications: Ceflin 500 mg Tab 1 tablet by mouth daily, Dispense: 30, Refills: 0
 Demax Pax 0.5 % Lotion, Refills: 0
 Family History: Fraternal Aunt, Daughter

Skip Exams Select All Use These Exams

<InsertObjectiveExams | | InsertObjectiveExams> - This structure will combine all the objective exams together after they have been completed. Click the ones you do not want and it will turn white instead of green.

<InsertTodaysChangesObjective | | InsertTodaysChangesObjective> - This structure will combine all the objective information into the note automatically

Select exams to include in the note.

Orthopedics Preview
 Orthopedic Exam: Fracture left calcaneal tubercle, edema

Dermatological Preview
 Dermatological Exam: Dermatitis right interosseous tibiofibular ligament, Macules, Oozing, Peeling

Vascular Exam Preview
 Vascular Exam: DP Pulses (left) 2/4, DP Pulses (right) 1/4, PT Pulses (left) 1/4, PT Pulses (right) 1/4 trace, Capillary Return - L: Normal, Capillary Return - R: Normal, Temperature Grad - L: Normal, Temperature Grad - R: Normal, Skin Texture - L: Normal, Skin Texture - R: Normal, Skin Color - L: Normal, Skin Color - R: Normal

Neurological Exam Preview
 Neurological Exam: Achilles Reflex - L: WNL, Achilles Reflex - R: WNL, Patellar - L: WNL, Patellar - R: WNL, Sharp / Dull - L: WNL, Sharp / Dull - R: WNL, Light Touch/pressure - L: WNL, Light Touch/pressure - R: WNL, Hot/cold - L: WNL, Hot/cold - R: WNL, Vibration - L: WNL, Vibration - R: WNL

Preview

Orthopedic Exam: Fracture left calcaneal tubercle, edema
 Dermatological Exam: Dermatitis right interosseous tibiofibular ligament, Macules, Oozing, Peeling
 Vascular Exam: DP Pulses (left) 2/4, DP Pulses (right) 1/4, PT Pulses (left) 1/4, PT Pulses (right) 1/4 trace, Capillary Return - L: Normal, Capillary Return - R: Normal, Temperature Grad - L: Normal, Temperature Grad - R: Normal, Skin Texture - L: Normal, Skin Texture - R: Normal, Skin Color - L: Normal, Skin Color - R: Normal, Hair Growth: Normal, Edema - L: Normal, Edema - R: Normal
 Neurological Exam: Achilles Reflex - L: WNL, Achilles Reflex - R: WNL, Patellar - L: WNL, Patellar - R: WNL, Sharp / Dull - L: WNL, Sharp / Dull - R: WNL, Light Touch/pressure - L: WNL, Light Touch/pressure - R: WNL, Hot/cold - L: WNL, Hot/cold - R: WNL, Vibration - L: WNL, Vibration - R: WNL

Skip Exams Select All Use These Exams

<HPI|HPI> - This structure will take you thru the HPI for a patient to start your note.

<Painscale|Painscale> - This structure will pop up a box to describe the level of pain

<PatientReturn|PatientReturn> Place this structure at the end of the template to indicate when you would like the patient to return to the office.

Right click on these pink buttons to change the wording

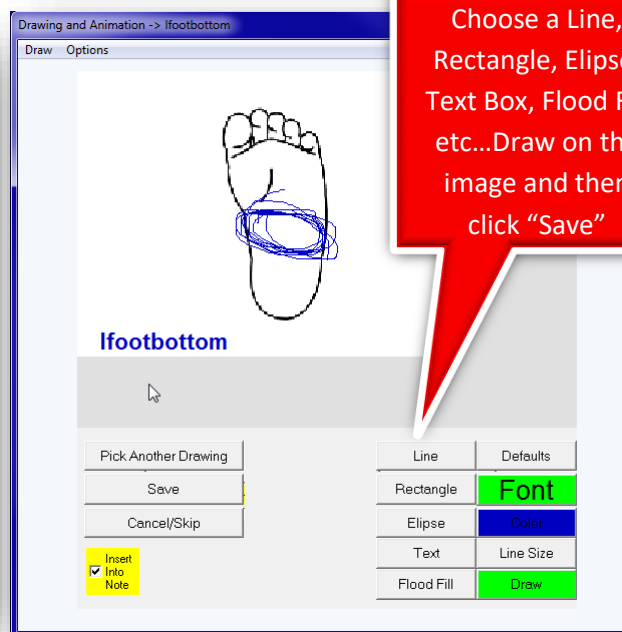
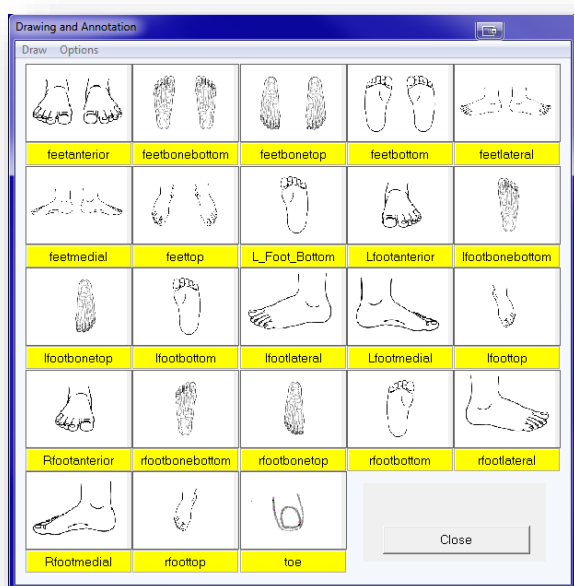
<Site| |Site> - This structure will pop up the site picker. You can put this into your template instead of making a long list of choices.

- You can also display a specific view by using the view word between the pipes.
- Below are some options.
 1. <Site|Medial|Site>, <Site|Lateral|Site>, <Site|Dorsal|Site> and <Site|Plantar|Site>
 2. Placing a [global variable](#) in the structure can also be done. This will cause SamNotes to remember the site that was chosen later on in your template.
<Site|GV1GV|Site>

<Assessment| |Assessment> - This structure will allow you to choose diagnosis codes on the fly by displaying the dx codes that were used for billing.

<Diagnosis| |Diagnosis> This structure will also allow you to choose diagnosis codes on the fly but you can also hard code dx codes by typing them in between the pipes |B35.1| to have them automatically pulled into the note. You are hardcoding several dx codes then you would need to use pipes between each of the codes |B35.1|B07.0|.

<Annotation| |Annotation> -This structure will bring up a screen where you can choose a view of the feet (foot) and draw on the image to then import into your note.



Choose a Line, Rectangle, Ellipse, Text Box, Flood Fill etc...Draw on the image and then click "Save"