



**Suntec**  
SINGAPORE  
Convention & Exhibition Centre

**The Preferred Place To Meet**



# TECHNICAL GUIDE [OVERVIEW FLOORPLANS & CAPACITY CHARTS]

# INTRODUCTION

Thank you for choosing Suntec Singapore as your preferred place to meet.

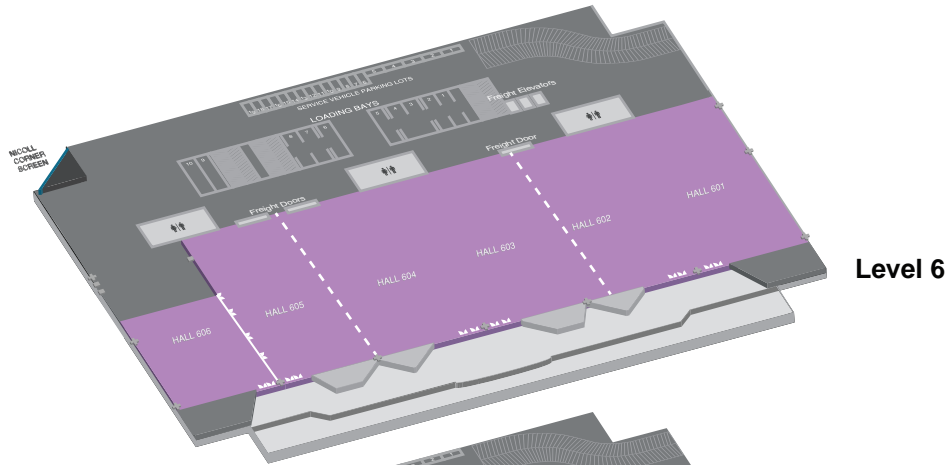
Suntec Singapore is the World's Leading Meetings & Conference Centre, located at the heart of Asia's most integrated meetings, convention and exhibitions hub. With great versatility featuring 42,000m<sup>2</sup> of flexible customisable space, free WiFi, digital signages, an excellent range of culinary choices and dedicated team of service experts, our award-winning facility can cater to events from 10 to 10,000 persons.

This guide contains essential details about our Centre's technical specifications, providing you with the necessary information required to deliver a successful event. Should you have further questions, our team of professional and dedicated Suntec Point Of Contact will be with you from start to finish - helping you with all your event needs.

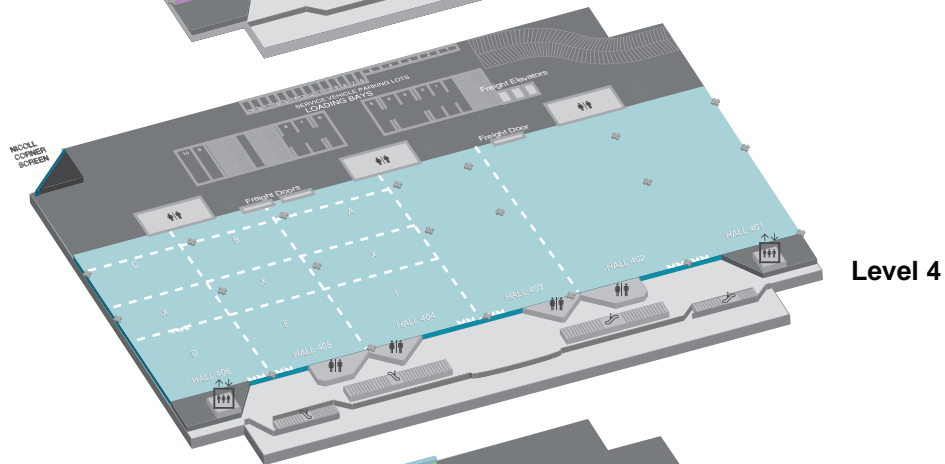
We look forward to having you with us at Suntec Singapore, your preferred place to meet.

Additional technical guides can be found [here](#)

# VENUE LAYOUT



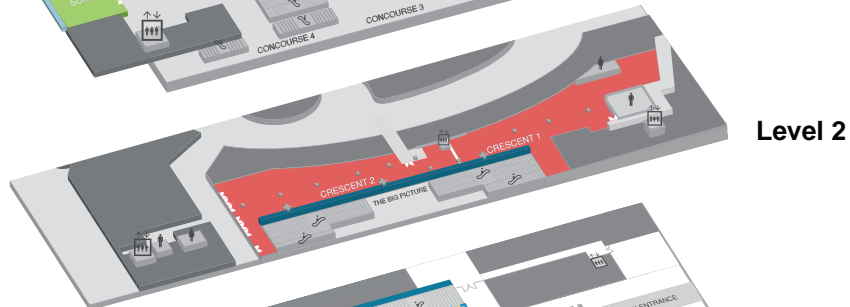
Level 6



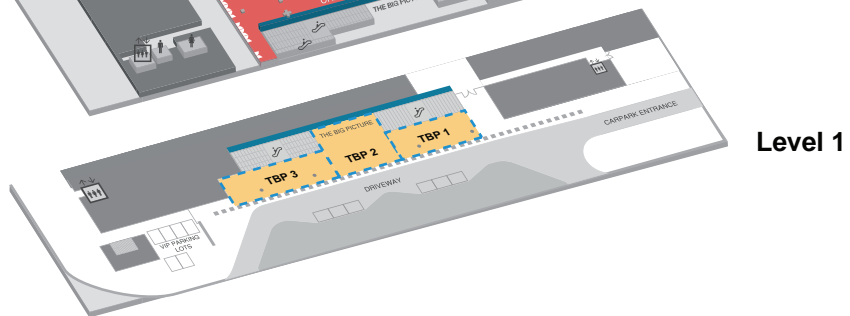
Level 4



Level 3

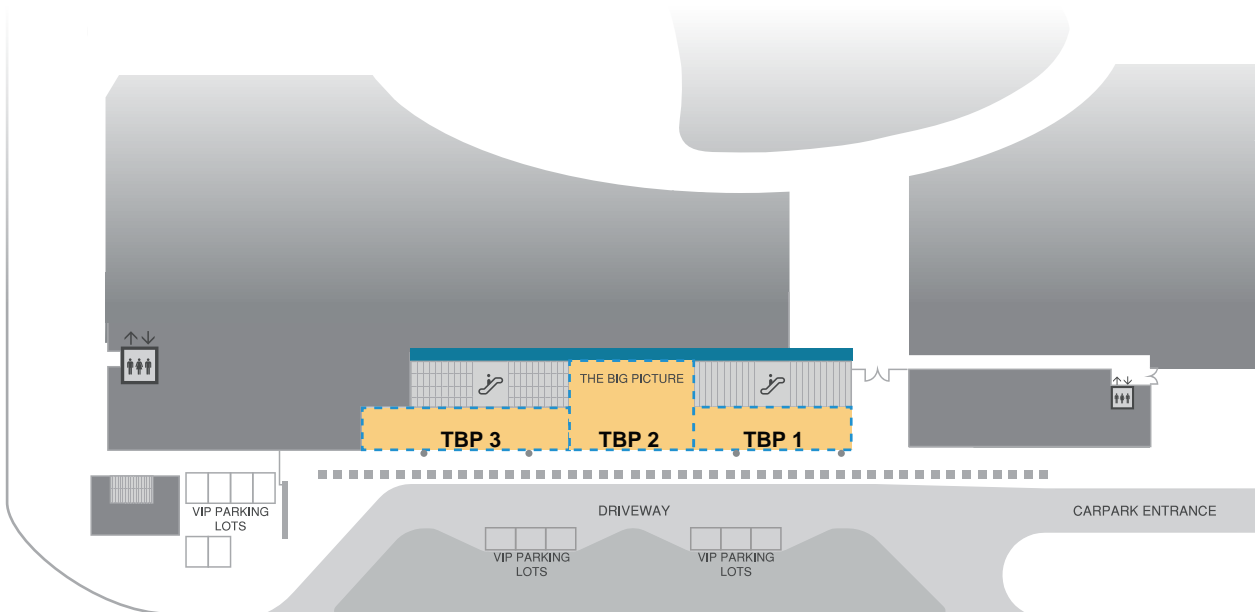




Level 2



Level 1

# LEVEL 1 OVERVIEW FLOOR PLAN



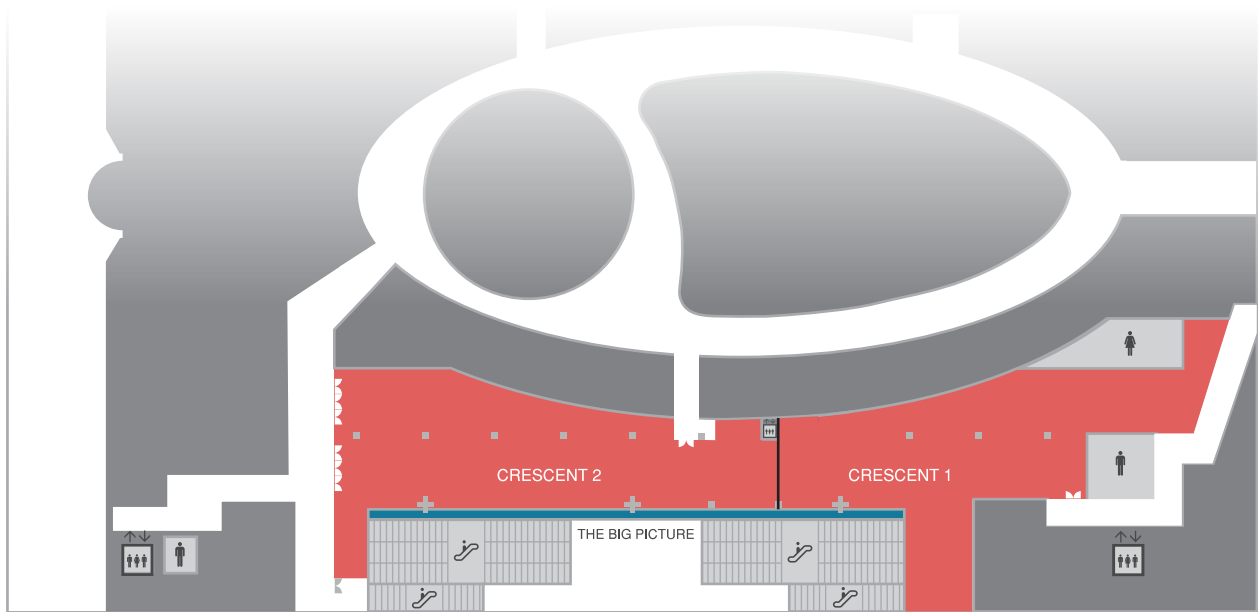
-  The Big Picture
-  Suntec City Mall

## CAPACITY CHART

Meeting Room /Space	Maximum Usable Floor Area (SQM)	Event Settings			F&B Settings		
		Theatre	Classroom	Cluster (7 seats per table)	Banquet (10 seats per table)	Buffet	Cocktail
TBP 1	177.75	-	-	-	-	-	-
TBP 2	490.53	-	-	-	-	-	-
TBP 3	177.75	-	-	-	-	-	-

Room capacities are estimated and may vary with different setups.

# LEVEL 2 OVERVIEW FLOOR PLAN



- Crescent
- Suntec City Mall
- Foyer
- Fixed Walls
- Fixed Pillars



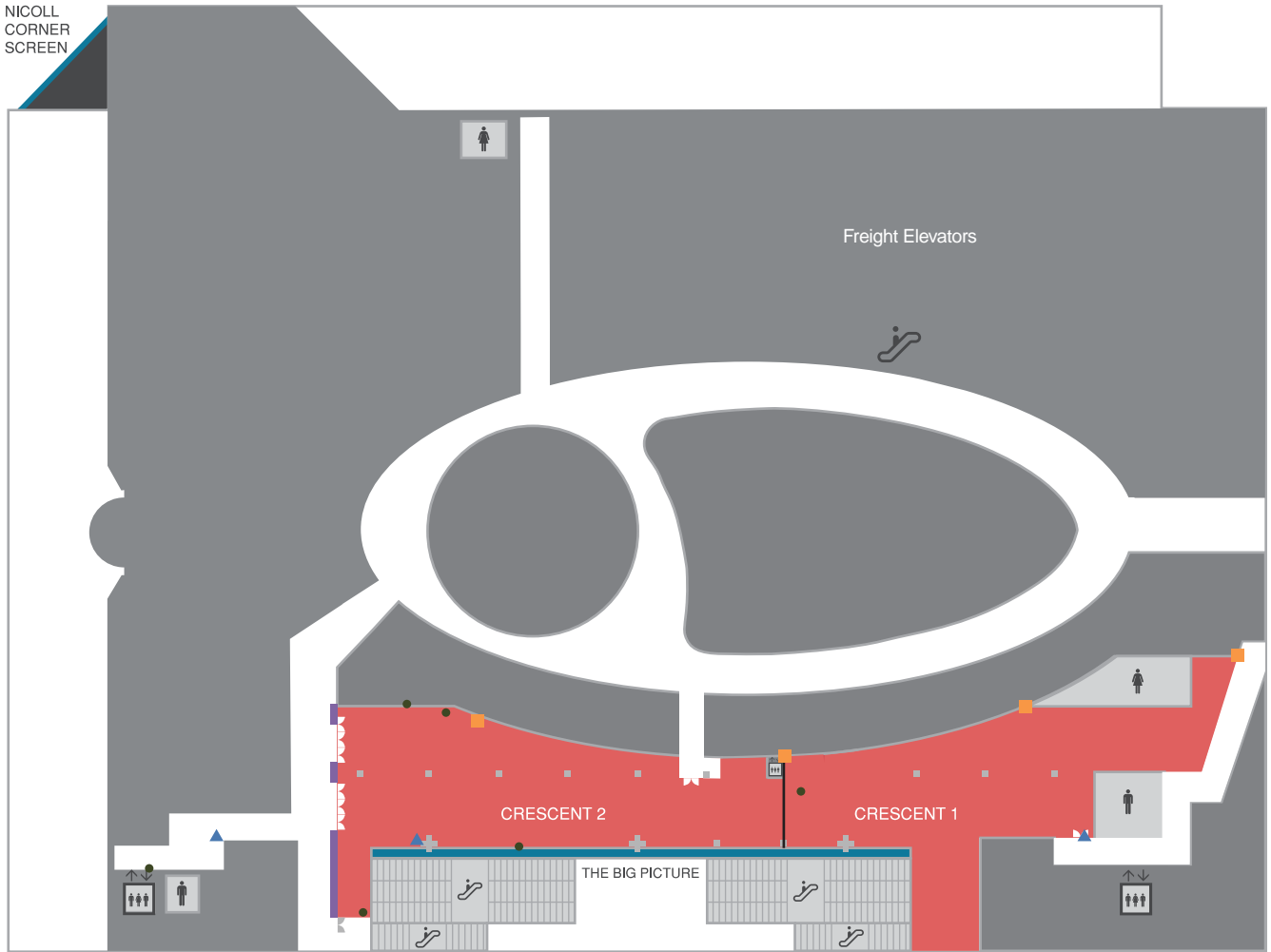
## CAPACITY CHART

Meeting Room /Space	Maximum Usable Floor Area (SQM)	Event Settings			F&B Settings		
		Theatre (with stage)	Classroom (with stage)	Cluster of 7 (with stage)	Banquet (10 seats per table)	Buffet	Cocktail
<b>Crescent 1</b>	1,000	170	108	84	120	120	250
<b>Crescent 2</b>	1,150	405	270	196	260	260	450

Room capacities are estimated and may vary with different setups.



# LEVEL 2 FIRE SAFETY FLOOR PLAN



- ▲ Dry Riser
- Fire Extinguisher
- Fire Hose Reel
- Fire Curtain

# LEVEL 3 OVERVIEW FLOOR PLAN



- Meeting Rooms
- Back of House
- Front of House (Foyer)
- Fixed Walls
- Movable Walls
- Fixed Pillars
- Windows

# LEVEL 3 CAPACITY CHART

Meeting Room /Space	Maximum Usable Floor Area (SQM)	Event Settings					F&B Settings		
		Theatre	Classroom	Cluster (7 seats per table)	Boardroom	U-Shape	Banquet (10 seats per table)	Buffet	Cocktail
300	140	98	55	35	30	30	40	91	98
301	138	91	61	35	32	30	40	90	97
302	157	105	73	56	32	30	40	102	110
303	125	84	62	35	32	27	40	81	88
304	168	119	70	56	32	28	40	109	118
305	71	41	30	21	14	14	20	46	50
306	69	41	30	21	14	18	20	45	48
307	69	41	30	21	14	18	20	45	48
308	192	144	99	56	46	47	70	125	134
309	185	144	106	56	46	46	70	120	130
310	169	132	90	56	46	57	60	110	118
311	205	151	96	63	46	48	60	133	144
312	178	156	100	70	48	49	80	116	125
320	178	107	74	56	30	28	50	116	125
321	173	136	80	56	30	34	60	112	121
322	174	126	72	56	24	34	60	113	122
323	178	104	72	35	24	30	40	116	125
324	187	192	96	63	52	42	60	122	131
325	209	180	108	91	48	48	70	136	146
326	196	144	99	63	50	46	60	127	137
327	169	123	68	42	24	30	60	110	118
328	171	132	76	56	24	32	60	111	120
329	173	120	76	56	24	32	60	112	121
330	189	144	88	63	34	36	60	123	132
331	304	249	152	126	48	52	100	198	213
332	163	112	60	42	30	24	40	106	114
333	149	120	72	42	32	30	40	97	104
334	139	98	60	35	32	33	40	90	97
335	119	84	50	42	30	30	30	77	83
336	145	105	60	42	30	30	40	94	102
Nicoll 1	557	508	307	217	56	62	210	362	390
Nicoll 2	491	448	282	189	56	77	190	319	344
Nicoll 3	557	502	288	231	56	78	230	362	390
Summit 1	975	918	656	476	64	100	440	634	683
Summit 2	806	764	516	378	64	88	390	524	564
Summit Suite	317	-	-	-	-	-	-	206	222
Concourse 1	313	-	-	-	-	-	-	203	219
Concourse 2	329	-	-	-	-	-	-	214	230
Concourse 3	329	-	-	-	-	-	-	214	230
Concourse 4	313	-	-	-	-	-	-	203	219

Selected meeting rooms can be combined to create customisable spaces for larger capacities.  
Room capacities are estimated and may vary with different setups.

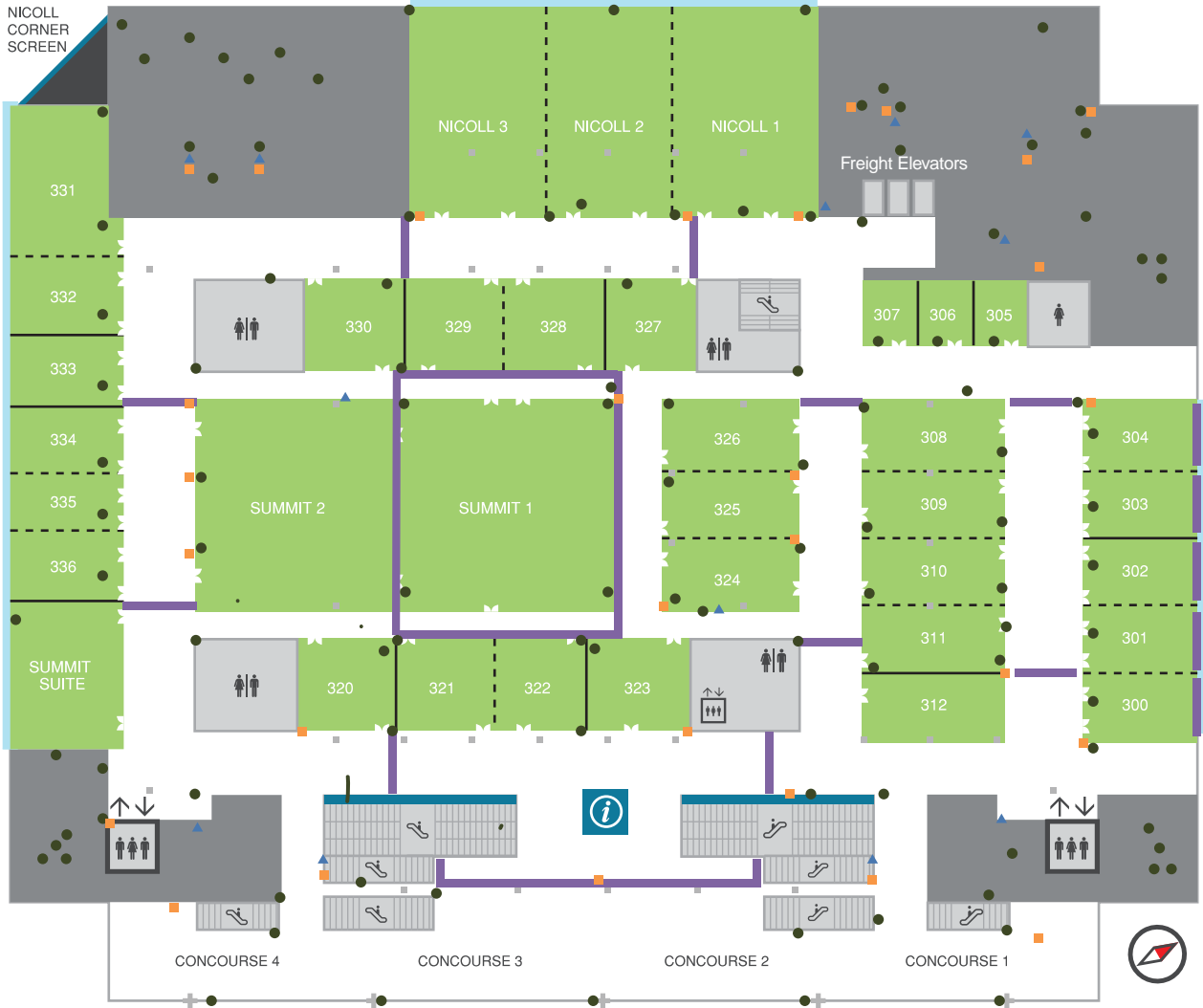


# LEVEL 3 CAPACITY CHART

Meeting Room /Space	Maximum Usable Floor Area (SQM)	Event Settings					F&B Settings		
		Theatre	Classroom	Cluster (7 seats per table)	Boardroom	U-Shape	Banquet (10 seats per table)	Buffet	Cocktail
300-301	279	189	151	98	40	43	80	182	195
300-302	437	336	210	168	78	60	140	289	305
301-302	296	210	130	112	40	46	100	192	207
303-304	294	210	151	119	40	46	100	190	206
308-309	379	264	192	154	40	56	140	245	264
308-310	550	396	288	238	60	72	200	355	382
308-311	757	592	312	315	94	88	280	488	526
309-310	361	276	180	133	32	56	120	230	248
309-311	563	423	312	232	62	72	200	363	392
310-311	376	299	192	140	40	56	120	243	262
321-322	347	276	160	126	70	55	130	225	243
324-325	405	308	200	168	38	64	150	238	256
324-326	594	506	320	252	72	78	230	365	393
325-326	398	319	225	168	40	63	150	263	283
328-329	347	282	152	112	64	55	140	223	241
331-332	468	364	222	140	80	66	160	304	327
334-335	259	182	115	91	40	44	80	167	180
334-336	405	311	212	112	72	60	140	261	282
335-336	265	168	130	70	40	45	80	171	180
Nicoll 1-2	1,051	1,001	594	448	-	-	460	681	734
Nicoll 1-3	1,611	1,394	864	644	-	-	710	1,043	1,124
Nicoll 2-3	1,051	956	596	448	-	-	460	681	734
Summit 1-2	1,786	1,932	1,260	952	-	-	980	1,161	1,250

Selected meeting rooms can be combined to create customisable spaces for larger capacities.  
Room capacities are estimated and may vary with different setups.

# LEVEL 3 FIRE SAFETY FLOOR PLAN



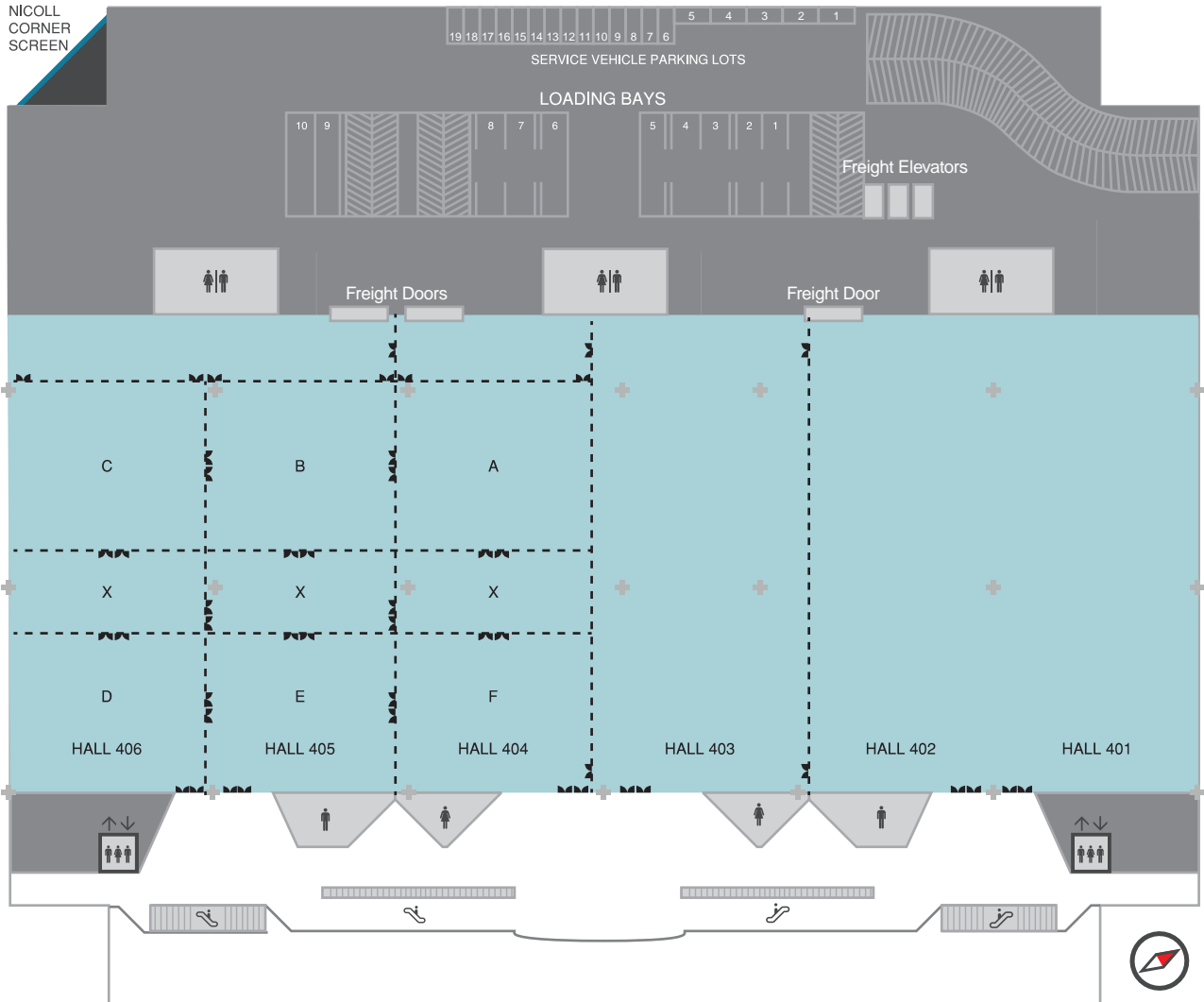








# LEVEL 4 CAPACITY CHART

Hall	Maximum Usable Floor Area (SQM)	Event Settings			F&B Settings		
		Theatre	Classroom	Cluster (7 seats per table)	Banquet (10 seats per table)	Buffet	Cocktail
Hall 401-402	3,890	2,620	1,670	1,170	1,235	2,529	2,723
Hall 401-406	12,000	8,000	5,150	3,610	3,610	7,800	8,400
Hall 403	2,220	1,500	955	670	705	1,443	1,554
Hall 404	2,000	1,350	860	600	635	1,300	1,400
Hall 405	1,969	1,325	850	598	625	1,280	1,378
Hall 406	1,890	1,250	800	556	840	1,198	1,290
Hall 404AX	1,157	988	583	441	420	752	810
Hall 404F	630	448	271	175	200	410	441
Hall 405BX	1,145	988	566	441	420	744	802
Hall 405E	615	378	204	168	150	400	431
Hall 406CX	1,074	930	554	392	480	698	752
Hall 406D	582	392	250	175	200	378	407
Hall 406CXD	1,656	1,322	804	567	720	1,071	1,154

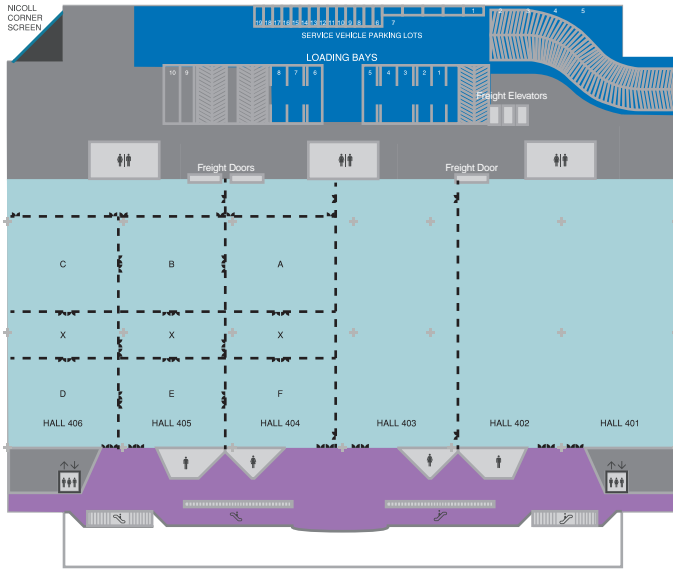
Selected meeting rooms can be combined to create customisable spaces for larger capacities.  
Room capacities are estimated and may vary with different setups.

# LEVEL 4 OVERVIEW FLOOR PLAN



- |  |   |
|--|---|
|  Halls                  |  Fixed Walls   |
|  Back of House          |  Movable Walls |
|  Front of House (Foyer) |  Fixed Pillars |

# LEVEL 4 FLOOR LOADING



## Specifications

### Floor Load Capacity

- 5.0KN/m<sup>2</sup> (100lb/ sq ft)
- 10.0KN/m<sup>2</sup> (200lb/ sq ft)
- 17.5KN/m<sup>2</sup> (350lb/ sq ft)

### Floor Surface

\*Should the area require carpeting, carpet tiles will be laid before move-in

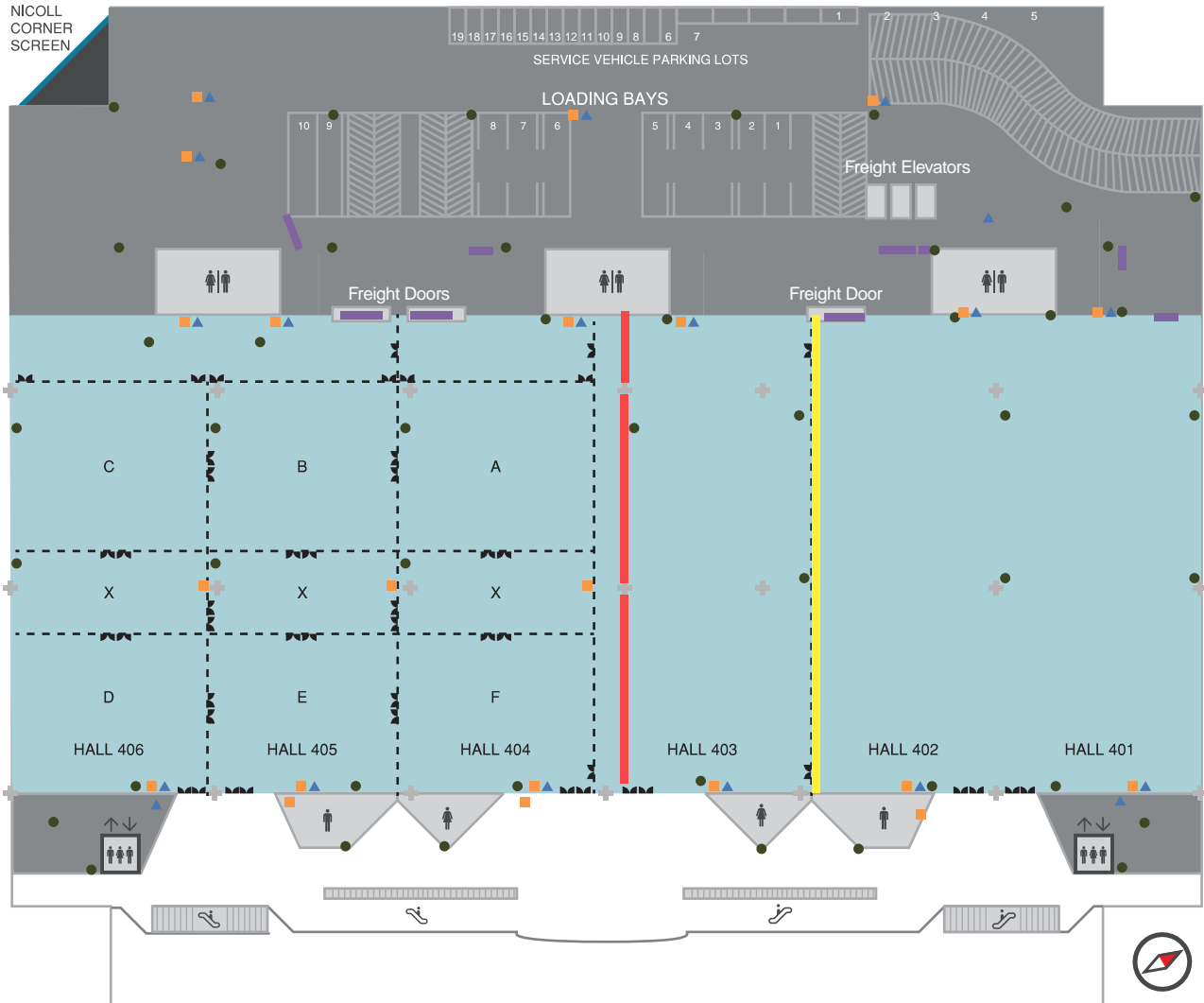
- Halls: Concrete\*
- Foyer: Granite

### Vehicular Access Ramp

- Width of Individual Driveway: 600mm
- Diameter of Ramp: 26,298mm
- Maximum Clearance Height: 4,000mm



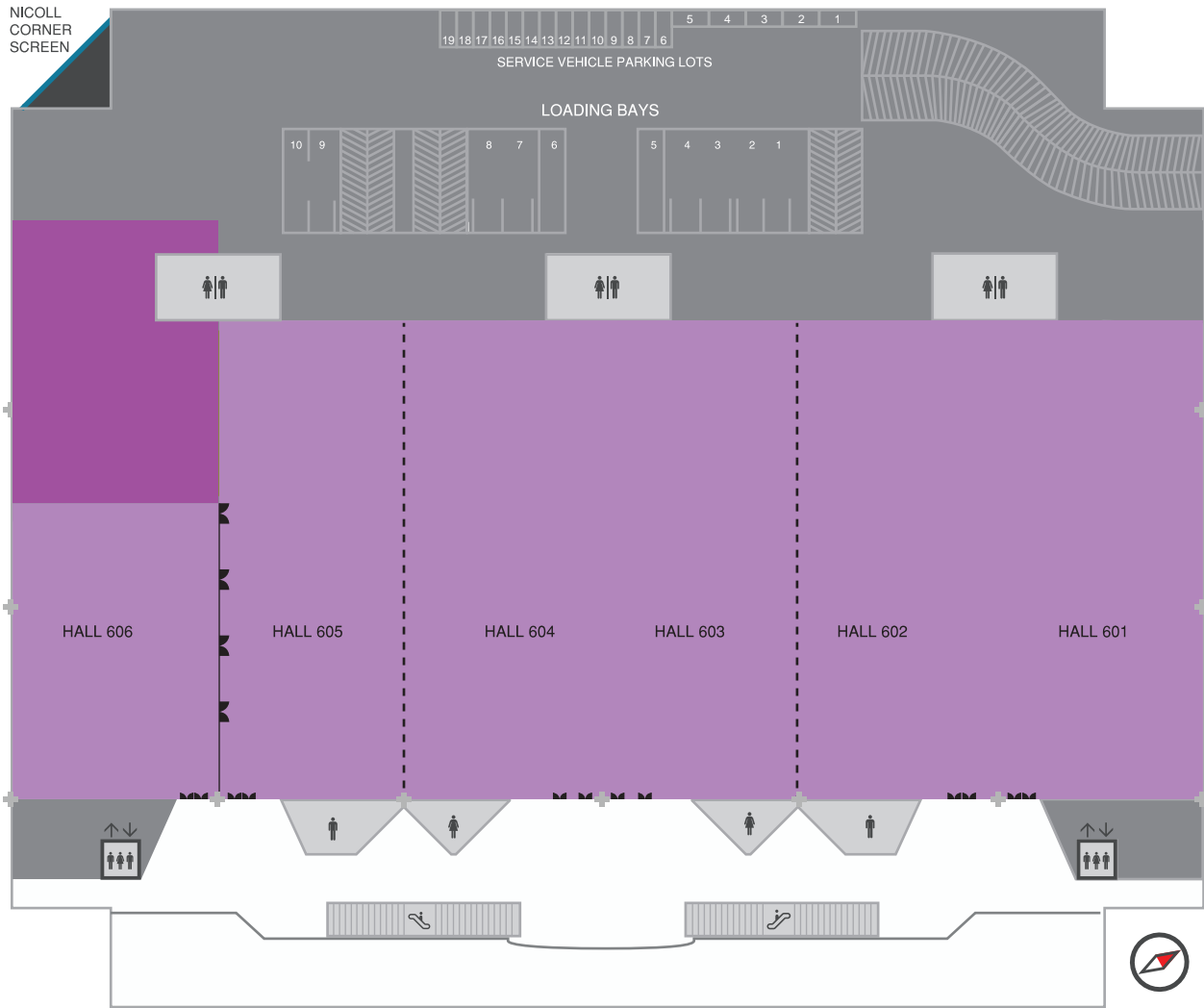
# LEVEL 4 FIRE SAFETY FLOOR PLAN






- ▲ Dry Riser
- Fire Extinguisher
- Fire Hose Reel
- Fire Curtain
- Fire Curtain between 402 & 403 (3 metre clearance)
- Fire Curtain between 403 & 404 (2.3 metre clearance)



# LEVEL 6 OVERVIEW FLOOR PLAN




- |  |   |
|--|---|
|  Meeting Rooms          |  Fixed Walls   |
|  Halls                  |  Movable Walls |
|  Back of House          |  Fixed Pillars |
|  Front of House (Foyer) |   |

# LEVEL 6 CAPACITY CHART

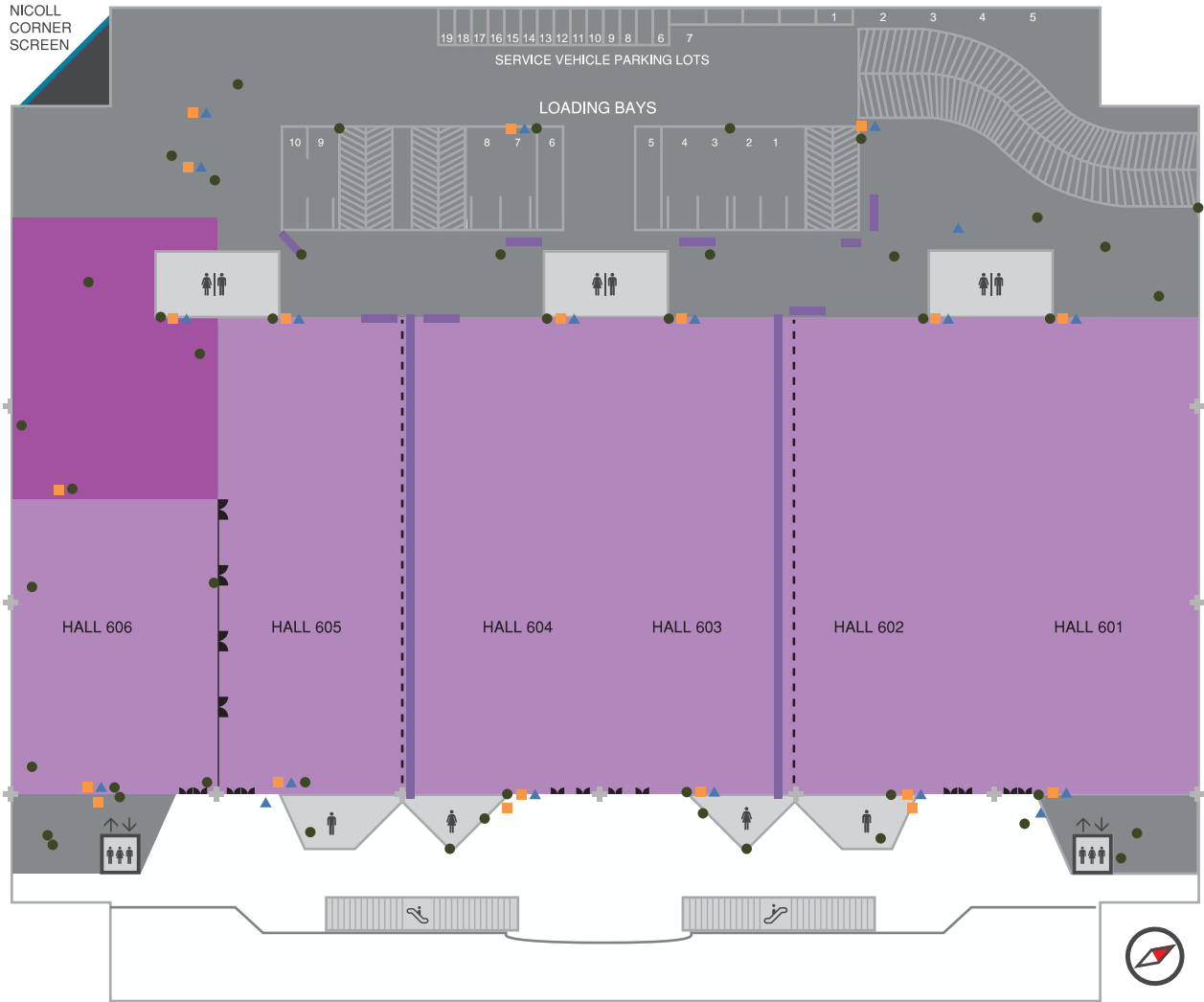
Hall	Maximum Usable Floor Area (SQM)	Event Settings			F&B Settings		
		Theatre	Classroom	Cluster (7 seats per table)	Banquet (10 seats per table)	Buffet	Cocktail
Hall 601-602	4,000	-	-	-	-	-	-
Hall 601-604	8,000	6,059	-	-	-	-	-
Hall 601-605	9,935	-	-	-	-	-	-
Hall 603-604	4,000	-	-	-	-	-	-
Hall 606	1,155	850	-	200	300	500	500

Room capacities are estimated and may vary with different setups.





# LEVEL 6 FIRE SAFETY FLOOR PLAN







**Suntec**  
SINGAPORE  
Convention & Exhibition Centre

**The Preferred Place To Meet**

Suntec Singapore Convention & Exhibition Centre  
1 Raffles Boulevard, Suntec City  
Singapore 039593  
+65 6337 2888 | [sales@suntecsingapore.com](mailto:sales@suntecsingapore.com)  
[www.suntecsingapore.com](http://www.suntecsingapore.com)