

# TCL A30

## QUICK START GUIDE

SAVE  
PAPER  
SAVE  
TREES

PLEASE CONSIDER THE  
ENVIRONMENT BEFORE PRINTING



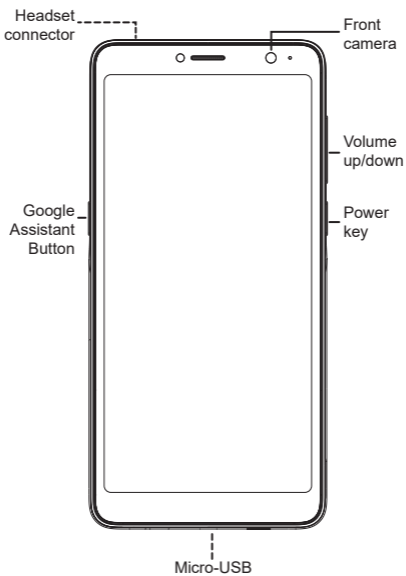
**CJB2HN03UAAA**

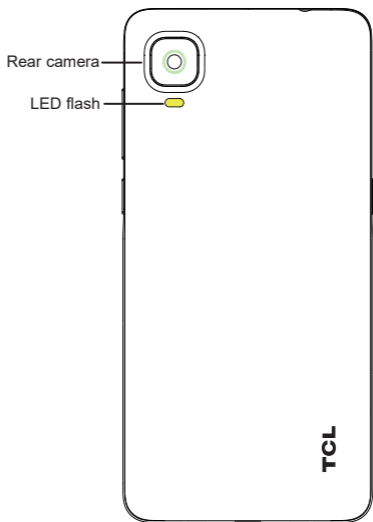
**Printed in China**

5102L

# Your Mobile

## Keys and connectors



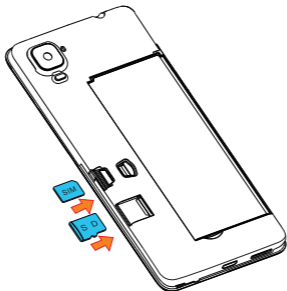


## Getting started

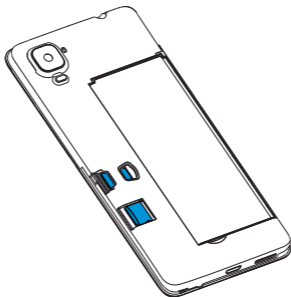
- ① With the phone face down, remove back cover by gently pulling up on the indentation on the bottom left of the cover.



- ② Insert the SIM card and microSD™ card with gold contacts facing down.

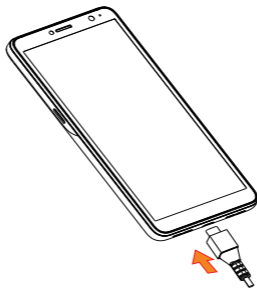


- ③ Ensure that SIM and microSD™ cards have been properly secured.




**Note:** microSD™ cards are sold separately. Only use Nano SIM cards with your phone.

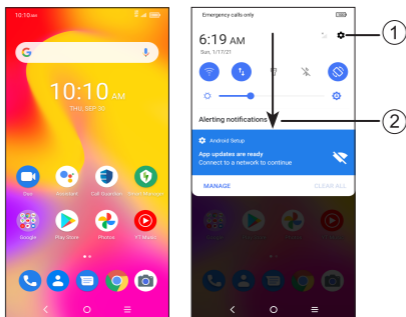
- ④ Your new phone is partially charged. Charge the battery by using the micro USB cable and charger provided.




# Home screen

You can bring all of the items (applications, shortcuts, folders) that you use most frequently to your Home screen for quick access.



Tapping Home  always takes you back to the main Home screen.



- ① Tap  to access the complete Settings menu.
- ② Swipe down from the Status bar to view the Notification panel and access all pending notifications. Swipe down again to view Quick Access settings options.




# Phone call

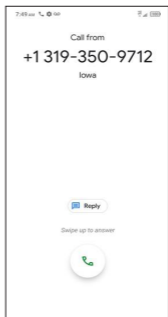
## Making a call

From the Phone  app, use the keypad to enter the phone number, or keyboard to enter the contact name. Then tap  to place the call.

## Answering a call

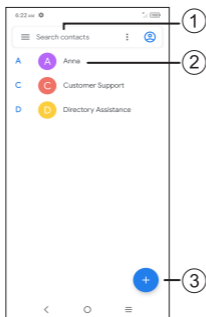
When you receive a call:

- Tap **ANSWER**, or swipe up  to answer;
- Tap **DECLINE**, or swipe down  to reject;
- Tap  Reply to reject the call by sending a preset message.



# Contacts

Use **Contacts** to view your saved contacts or create a new contact. Synchronize your contacts from your email account(s) and other applications to your phone.



- ① Tap to search **Contacts**.
- ② Tap on the contact name or icon to open the contact card, where you can edit their information, call them, and more.
- ③ Tap to create a new contact.



# Messaging

You can create, edit, send, and receive SMS and MMS.

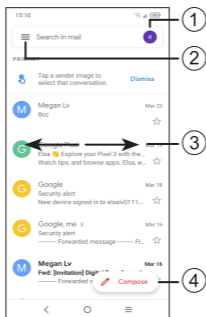
An SMS will be converted to MMS automatically when media files (image, video, audio, slides, etc.) are attached, when a subject is added to the message, or an email address is used for a recipient.



- ① Tap to send the SMS or MMS message.
- ② Touch and hold to switch language (if additional language keyboards are activated).
- ③ Insert a picture from gallery or shoot one directly.
- ④ Insert a GIF, sticker, location, voice memo, contact, or other file.
- ⑤ Tap to input a comma. Touch and hold to access keyboard settings and enter left or right hand input mode.
- ⑥ Tap to access the symbols and numbers keyboards.

# Gmail

Use Gmail to create, send, and receive emails directly on your phone. The Gmail app will allow you to add several email accounts.




- ① Tap to view the email accounts on your device.
- ② Tap to access email folders, settings, and more.
- ③ Swipe right or left to archive the email.
- ④ Tap to create an email.

# Wireless Emergency Alerts (CMAS)

WEA is a public safety system that allows customers who own compatible mobile devices to receive geographically targeted, text-like messages alerting them of imminent threats to safety in their area.

## To turn Wireless Emergency Alerts on

- Touch **Settings**  > **SIM cards & mobile network** > **Wireless emergency alerts**.
- Turn on Allow alerts.
- Once WEA is turned on, various types of alerts are listed.

## General Information

- Check out the TCL website at [www.tcl.com](http://www.tcl.com) for tutorials and answers to frequently asked questions, and to download the User Manual.
- To get support for your phone, visit the TCL website ([www.tcl.com](http://www.tcl.com)), or dial the number listed below:  
Canada- 1-855-224-4228  
United States- 1-855-224-4228
- Update your phone's software  
Go to **Settings > System > System Update** to check software updates.
- Back up your personal data  
Go to **Settings > System > Backup > Back up to Google Drive** and turn it on.
- Reset your phone  
Go to **Settings > System > Reset > Factory data reset > RESET PHONE.**

# **TCL**A30

## **Safety and Precautions**



## SAR

This product meets applicable national SAR limits of 1.6 W/kg. The specific maximum SAR values can be found on **Radio waves** section.

When carrying the product or using it while worn on your body, either use an approved accessory such as a holster or otherwise maintain a distance of 15 mm from the body to ensure compliance with radiofrequency (RF) exposure requirements. Note that the product may be transmitting even if you are not making a phone call.



### PROTECT YOUR HEARING

To prevent possible hearing damage, do not listen at high volume levels for long periods. Exercise caution when holding your phone near your ear while the loudspeaker is in use.





## Safety and use .....

You are recommended to carefully read this chapter before using your phone. The manufacturer disclaims any liability for damage, which may result as a consequence of improper use or use contrary to the instructions contained herein.

### TRAFFIC SAFETY

Given that studies show that using a phone while driving a vehicle constitutes a real risk, even when a hands-free device is used (such as Bluetooth car kit or headset), drivers are recommended to refrain from using their phone when the vehicle is not parked. Check the laws and regulations on the use of wireless phones and their accessories in the areas where you drive. Always obey them. The use of these devices may be prohibited or restricted in certain areas.

### CONDITIONS OF USE

- You are advised to restart the phone from time to time to optimize its performance.
- Remember to abide by local authority rules of mobile phone use on aircrafts.
- If your phone is a unibody device (meaning the back cover and battery are not removable), disassembling the phone can cause bodily injury if the battery is punctured, and will void your warranty.
- Always handle your phone with care and keep it in a clean and dust-free place.
- Do not allow your phone to be exposed to adverse weather or environmental conditions, such as moisture, humidity, rain, infiltration of liquids, dust, sea air, etc. The manufacturer's recommended operating temperature range is between  $-10^{\circ}\text{C}$  ( $14^{\circ}\text{F}$ ) and  $55^{\circ}\text{C}$  ( $131^{\circ}\text{F}$ ). At over  $55^{\circ}\text{C}$  ( $131^{\circ}\text{F}$ ), the legibility of the phone's display may be impaired, though this is temporary and not serious.
- Do not open, dismantle, or attempt to repair your phone yourself.
- Do not drop, throw, or bend your phone.
- Use only batteries, battery chargers, and accessories which are recommended by TCL Communication Ltd. and its affiliates and are compatible with your phone model. TCL Communication Ltd. and its affiliates disclaim any liability for damage caused by the use of other chargers or batteries.





- Your phone should not be disposed of in a municipal waste. Please check local regulations for disposal of electronic products.
- Remember to make backup copies or keep a written record of all important information stored on your phone.
- Some people may suffer epileptic seizures or blackouts when exposed to flashing lights or when playing video games. These seizures or blackouts may occur even if a person never had a previous seizure or blackout. If you have experienced seizures or blackouts, or if you have a family history of such occurrences, please consult your doctor before playing video games on your phone or enabling a flashing-lights feature on your phone.
- Parents should monitor their children's use of video games or other features that incorporate flashing lights on the phones. All persons should discontinue use and consult a doctor if any of the following symptoms occur: convulsion, eye or muscle twitching, loss of awareness, orientation, or movements.

## PRIVACY

Please note that you must respect the laws and regulations in force in your jurisdiction or other jurisdiction(s) where you will use your phone regarding taking photographs and recording sounds with your phone. Pursuant to such laws and regulations, it may be strictly forbidden to take photographs and/or to record the voices of other people or any of their personal attributes, and reproduce or distribute them, as this may be considered to be an invasion of privacy. It is the user's sole responsibility to ensure that prior authorization has been obtained, if necessary, in order to record private or confidential conversations or take a photograph of another person; the manufacturer, the seller or vendor of your phone (including the carrier) disclaim any liability which may result from improper use of the phone.

## BATTERY

Observe the following precautions:

- Do not attempt to open the back cover;
- Do not attempt to eject, replace, or open the battery;
- Do not puncture the back cover of your phone;
- Do not burn or dispose of your phone in household rubbish or store it at temperature above 60°C (140°F);

Phone and battery as a unibody device must be disposed of in accordance with locally applicable environmental regulations.







This symbol on your phone, the battery, and the accessories means that these products must be taken to collection points at the end of their life:

- Municipal waste disposal centres with specific bins for these items of equipment;
- Collection bins at points of sale.

They will then be recycled, preventing substances being disposed of in the environment, so that their components can be reused.

#### **In European Union countries:**

These collection points are accessible free of charge. All products with this symbol must be brought to these collection points.

#### **In non-European Union jurisdictions:**

Items of equipment with this symbol are not to be thrown into ordinary bins if your jurisdiction or your region has suitable recycling and collection facilities; instead they are to be taken to collection points for them to be recycled.

In the United States you may learn more about CTIA's Recycling Program at <https://www.ctia.org/>

**CAUTION: RISK OF EXPLOSION IF BATTERY IS PUNCTURED OR REPLACED BY AN INCORRECT TYPE.**

## **CHARGERS**

Home A.C./ Travel chargers will operate within the temperature range of: 0°C (32°F) to 40°C (104°F).

The chargers designed for your phone meet the standard for safety of information technology equipment and office equipment use. Due to different applicable electrical specifications, a charger you purchased in one jurisdiction may not work in another jurisdiction. They should be used for the purpose of charging only.

Characteristics of power supply (depending on the country):

Travel charger: Input: 100-240V,50/60Hz, 0.2A

Output: 5V, 1A

Battery: Lithium 3000mAh





## Radio waves.....

THIS PHONE MEETS THE GOVERNMENT'S REQUIREMENTS FOR EXPOSURE TO RADIO WAVES.

Your phone is a radio transmitter and receiver. It is designed and manufactured not to exceed the emission limits for exposure to radio frequency (RF) energy. These limits are part of comprehensive guidelines and permitted levels of RF energy for the general population. The guidelines are based on standards that were developed by independent scientific organizations through periodic and thorough evaluation of scientific studies. These guidelines include a substantial safety margin designed to ensure the safety of all persons, regardless of age and health.

The exposure standard for phones employs a unit of measurement known as the Specific Absorption Rate, or SAR. The SAR limit is 1.6 W/kg averaged over 1 gram of body tissue, as determined set by public authorities such as Federal Communications Commission (FCC) of the US and Innovation, Science and Economic Development Canada (ISED). Tests for SAR are conducted using standard operating positions with the phone transmitting at its highest certified power level in all tested frequency bands.

This device is complied with SAR in ANSI/IEEE C95.1-1992 and has been tested in accordance with the measurement methods and procedures specified in IEEE1528.

The FCC has granted an Equipment Authorization for this model phone with all reported SAR levels evaluated as in compliance with the FCC RF exposure guidelines. SAR information on this model phone is on file with the FCC and can be found under the Display Grant section of [www.fcc.gov/oet/ea/fccid](http://www.fcc.gov/oet/ea/fccid) after searching on FCC ID: 2ACCJH131

Although the SAR is determined at the highest certified power level, the actual SAR level of the phone while operating can be well below the maximum value. This is because the phone is designed to operate at multiple power levels so as to use only the power required to reach the network. In general, the closer you are to a wireless base station antenna, the lower the power output of the phone.

The highest SAR value for this model phone when tested is 0.73 W/Kg for use at the ear and 0.86 W/Kg for use close to the body.

While there may be differences between the SAR levels of various phones and at various positions, they all meet the government requirement for RF exposure.





For body-worn operation, the phone meets FCC RF exposure guidelines provided that it is used with a non-metallic accessory with the handset at least 15 mm from the body. Use of other accessories may not ensure compliance with FCC RF exposure guidelines.

Additional information on SAR can be found on the Cellular Telecommunications & Internet Association (CTIA) website: <http://www.ctia.org/> or <http://www.sartick.com>

The World Health Organization (WHO) considers that present scientific information does not indicate the need for any special precautions for use of phones. If individuals are concerned, they might choose to limit their own or their children's RF exposure by limiting the length of calls, or using "hands-free" devices to keep phones away from the head and body. Additional WHO information about electromagnetic fields and public health are available on the following website: <http://www.who.int/peh-emf>.

**Note:** This equipment has been tested and found to comply with the limits for a Class B digital device pursuant to part 15 of the FCC Rules. These limits are designed to provide reasonable protection against harmful interference in a residential installation. This equipment generates, uses and can radiate radio frequency energy and, if not installed and used in accordance with the instructions, may cause harmful interference to radio communications. However, there is no guarantee that interference to radio or television reception, which can be determined by turning the equipment off and on, the user is encouraged to try to correct the interference by one or more of the following measures:

- Reorient or relocate the receiving antenna;
- Increase the separation between the equipment and receiver;
- Connect the equipment into an outlet on a circuit different from that to which the receiver is connected;
- Consult the dealer or an experienced radio/ TV technician for help.

Changes or modifications not expressly approved by the party responsible for compliance could void the user's authority to operate the equipment.

For the receiver devices associated with the operation of a licensed radio service (e.g. FM broadcast), they bear the following statement:

This phone complies with Part 15 of the FCC Rules.

Operation is subject to the following two conditions:

- This device may not cause harmful interference;





- This device must accept any interference received, including interference that may cause undesired operation.

Your phone is equipped with a built-in antenna. For optimal operation, you should avoid touching it or degrading it.

As mobile devices offer a range of functions, they can be used in positions other than against your ear. In such circumstances the device will be compliant with the guidelines when used with a headset or usb data cable.

If you are using another accessory ensure that whatever product is used is free of any metal and that it positions the phone at least 15 mm away from the body.

Please note by using the device some of your personal data may be shared with the main device. It is under your own responsibility to protect your own personal data, not to share with it with any unauthorized devices or third party devices connected to yours. For products with Wi-Fi features, only connect to trusted Wi-Fi networks. Also when using your product as a hotspot (where available), use network security. These precautions will help prevent unauthorized access to your device. Your product can store personal information in various locations including a SIM card, memory card, and built-in memory. Be sure to remove or clear all personal information before you recycle, return, or give away your product. Choose your apps and updates carefully, and install from trusted sources only. Some apps can impact your product's performance and/or have access to private information including account details, call data, location details and network resources.

Note that any data shared with TCL Communication Ltd. is stored in accordance with applicable data protection legislation. For these purposes TCL Communication Ltd. implements and maintains appropriate technical and organizational measures to protect all personal data, for example against unauthorized or unlawful processing and accidental loss or destruction of or damage to such personal data whereby the measures shall provide a level of security that is appropriate having regard to

- The technical possibilities available;
- The costs for implementing the measures;
- The risks involved with the processing of the personal data, and;
- The sensitivity of the personal data processed.

You can access, review, and edit your personal information at any time by logging into your user account, visiting your user profile or by contacting us directly. Should you require us to edit or delete your personal data, we may ask you to provide us with evidence of your identity before we can act on your request.



## Licenses .....



microSD logo is a trademark of SD-3C, LLC.



The Bluetooth word mark and logos are owned by the Bluetooth SIG, Inc. and any use of such marks by TCL Communication Ltd. and its affiliates is under licence. Other trademarks and trade names are those of their respective owners.

**TCL 5102L** Bluetooth Declaration ID D048576



The Wi-Fi Logo is a certification mark of the Wi-Fi Alliance.



Google, the Google logo, Android, the Android logo, Google Search™, Google Maps™, Gmail™, YouTube, Google Play Store, Google Latitude™, and Hangouts™ are trademarks of Google Inc.

The Android robot is reproduced or modified from work created and shared by Google and used according to terms described in the Creative Commons 3.0 Attribution License (the text will show when you touch **Google legal in Settings > System > About phone > Legal information**)<sup>(1)</sup>.

You have purchased a product which uses the open source (<http://opensource.org/>) programs mtd, msdosfs, netfilter/iptables and initrd in object code and other open source programs licensed under the GNU General Public Licence and Apache Licence.


We will provide you with a complete copy of the corresponding source codes upon request within a period of three years from the distribution of the product by TCL Communication Ltd.

You may download the source codes from <https://sourceforge.net/projects/tcl-mobile/files/>. The provision of the source code is free of charge from the internet.

## US Information Concerning the Federal Communications Commission (“FCC”) Requirements for Hearing Aid Compatibility with Wireless Devices

When wireless devices are used near hearing devices (such as hearing aids and cochlear implants), users may detect a buzzing, humming, or whining noise. Some hearing devices are more immune than others to this interference, and wireless devices also vary in the amount of interference that they generate.

<sup>(1)</sup> May not be available in all countries.



The wireless telephone industry has developed ratings to assist hearing device users in finding wireless devices that may be compatible with their hearing devices. Not all wireless devices have been rated. Wireless devices that are rated will have the rating displayed on the box together with other relevant approval markings.

The ratings are not guarantees. Results will vary depending on the user's hearing device and hearing loss. If your hearing device is vulnerable to interference, you may not be able to use a rated wireless device successfully. Consulting with your hearing health professional and testing the wireless device with your hearing device is the best way to evaluate it for your personal needs.

This smartphone has been tested and rated for use with hearing aids for some of the wireless technologies that the smartphone uses. However, other wireless technologies may be used in this smartphone that have not been tested for use with hearing aids. It is important to try the different features of your smartphone thoroughly and in different locations to determine if you hear any interfering noise when using this smartphone with your hearing aid or cochlear implant. Consult your wireless service provider about its return and exchange policies, and for information about hearing aid compatibility.

Hearing aid compatibility rating for this smartphone: M3/T3

### How the ratings work


**M-Ratings:** Wireless devices rated M3 or M4 meet FCC requirements and are likely to generate less interference to hearing devices than wireless devices that are not labeled. M4 is the better or higher of the two ratings.

**T-Ratings:** Wireless devices rated T3 or T4 meet FCC requirements and are likely to be more usable with a hearing device's telecoil (also known as a T Switch or Telephone Switch) than unrated wireless devices. T4 is the better or higher of the two ratings. Note that not all hearing devices have telecoils in them.

Hearing devices may also be measured for immunity to this type of interference. Your hearing device manufacturer or hearing health professional may help you find results for your hearing device. The more immune your hearing aid is, the less likely you are to experience interference noise from wireless devices.

For more information about the actions that the FCC has taken with regard to hearing aid compatibility with wireless devices and other steps that the FCC has taken to ensure that individuals with disabilities have access to telecommunications services, visit [www.fcc.gov/cgb/dro](http://www.fcc.gov/cgb/dro).

FCC ID: 2ACCJH131

- 
- a) 20.19(f)(1): an explanation of the ANSI C63.19 rating system.
- b) 20.19(f)(2)(i) specified disclosure for handsets certified under ANSI C63.19 and not tested for T-Coil operations in accordance with the guidance issued by OET in KDB Publication 285076 D02 will require disclosure that the handset does not meet the relevant rating(s) with respect to such operation(s).

## General information .....

- **Internet address:** [www.tcl.com](http://www.tcl.com)
- **Manufacturer:** TCL Communication Ltd.
- **Address:** 5/F, Building 22E, 22 Science Park East Avenue, Hong Kong Science Park, Shatin, NT, Hong Kong
- **Electronic labeling path:** Touch **Settings > System > Regulatory & safety** or press **\*#07#** to find more information about labelling<sup>(1)</sup>, such as FCC ID.

On our website, you will find our FAQ (Frequently Asked Questions) section. You can also contact us by email to ask any questions you may have.

Your phone is a transceiver that operates on GSM in quad-band (850/900/1800/1900 MHz), UMTS in penta-band (B2/B4/B5) or LTE (B2/B4/B5/B12/B13/B25/B26/B66/B71,4G-TDD LTE:B41).

### Protection against theft <sup>(1)</sup>

Your phone is identified by a device serial number, known as an IMEI, shown on the packaging label and in the phone's memory. An IMEI is a unique number used to identify your device. This number can be accessed by dialing **\*#06#** on the keypad. You are recommended to note this number and save it. If your phone is stolen, the IMEI may be requested by the police or your service provider to locate and block your device, even with a different SIM card.

<sup>(1)</sup> Contact your service provider to check service availability.



## Disclaimer

There may be certain differences between the user manual description and the phone's operation, depending on the software release of your phone or specific carrier services.

TCL Communication Ltd. shall not be held legally responsible for such differences, if any, nor for their potential consequences, which responsibility shall be borne by the service provider exclusively.

## Frequency Stability

The product meets Section 15.407(g) requirements from KDB 789033 D02v02r01. The emissions are maintained within the band of operation under all conditions of normal operation.

## Warranty

For information on warranty of your device, visit the USA and Canada websites at <https://www.tcl.com/us/en/mobile/warranty>



**WARNING** Cancer and Reproductive Harm  
[www.P65Warnings.ca.gov](http://www.P65Warnings.ca.gov)

## Electronic Information .....

For more information on Electronic Recycling:

- 1) Visit TCL Electronic Recycling Program website at <https://www.tcl.com/us/en/mobile/accessibility-compliance/tcl-mobile-electronic-recycling-program.html>, or
- 2) Call TCL USA Customer Support at 1-855-224-4228.

Battery Recycling (USA & Canada):

TCL partners with Call2Recycle® to offer a safe and convenient battery recycling program. For more information on our Battery Recycling Program, please visit the USA and Canada website at <https://www.tcl.com/us/en/mobile/accessibility-compliance/tcl-mobile-battery-recycling-program.html>

TCL Communication Ltd. reserves  
the right to alter material  
or technical specification  
without prior notice.

