

Rcopia4 Enhancements for Partners

Updated User Interface (UI)

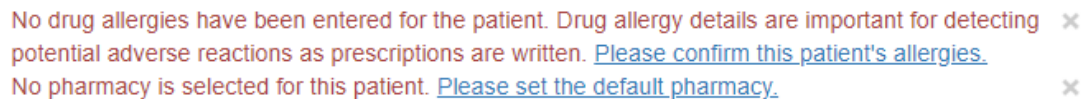
Rcopia3 uses a text heavy UI workflow.

Rcopia4 uses a modernized, icon-based look with an intuitive, customizable UI to mirror your EMR. We have reduced the text on screens, added more navigability, and applied other web design trends for improved workflows.

New Patient Workflow

Rcopia3 takes users through adding allergies and a default pharmacy if this information is missing. When the patient is accessed, the application will take you through entering in missing details prior to loading summary screen.

Rcopia4 takes users directly to the **Patient Summary** screen and message displays at the top of the **Patient Demographics** section for missing allergies and default pharmacy. It will not require user to take action.

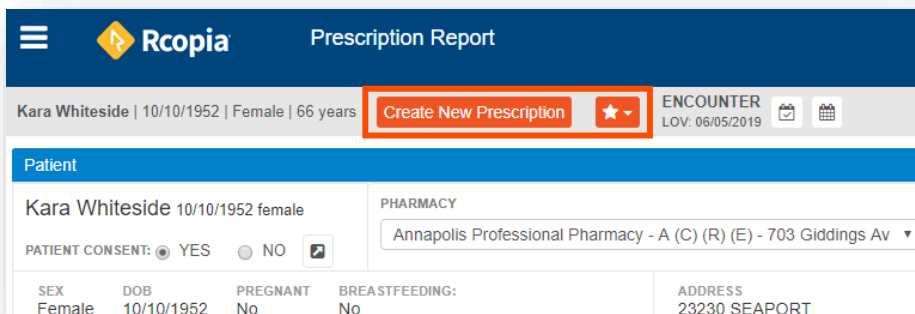


No drug allergies have been entered for the patient. Drug allergy details are important for detecting potential adverse reactions as prescriptions are written. [Please confirm this patient's allergies.](#)
No pharmacy is selected for this patient. [Please set the default pharmacy.](#)

Prescribing Functions

Rcopia3 allows users to prescribe from the **Medications** section as well as the **Manual Search** and **Favorites** that can be used from the **Prescribe a Medication** box.

Rcopia4 still allows prescribing from the active medication list (now in the **Medications** widget). However, the ability to create a manual prescription and select a favorite have been moved to the top of the screen. The colored buttons make these two easier to find.



The screenshot shows the Rcopia Prescription Report interface. At the top, there is a navigation bar with the Rcopia logo and the title 'Prescription Report'. Below this, a patient summary bar displays 'Kara Whiteside | 10/10/1952 | Female | 66 years' and an 'ENCOUNTER' section with 'LOV: 06/05/2019'. A prominent orange button labeled 'Create New Prescription' and a star icon are highlighted with a red box. Below the patient summary, the 'Patient' section shows 'Kara Whiteside 10/10/1952 female' and 'PHARMACY' set to 'Annapolis Professional Pharmacy - A (C) (R) (E) - 703 Giddings Av'. A 'PATIENT CONSENT' section has 'YES' selected. At the bottom, a table lists patient details: SEX (Female), DOB (10/10/1952), PREGNANT (No), BREASTFEEDING (No), and ADDRESS (23230 SEAPORT).

Prescribing Controlled Substances Workflow

Rcopia3 has users complete two-factor authentication on a separate screen (EPCS Gold).

Rcopia4 has built the EPCS workflow into Rcopia so users can complete the two-factor authentication process from within Rcopia.

Prescription Management

1 Controlled Substance Prescriptions for 1 Patient(s) still require Two-Factor Authentication

Pending CS Prescriptions - Patient 1 of 1 Signing Protocol Help

PATIENT	PRESCRIBER
Kara Whiteside (10/10/1952) Female 23230 SEAPORT AKRON, OH 44306	Regina Cho, MD 9420 Key West Ave. Suite 230 Germantown, MD 20850 NPI: 9829997938 DEA: AA9996541 MD LIC #: 12345 OH LIC #: 111111111

- By completing the two-factor authentication protocol at this time, you are legally signing the prescription(s) and authorizing the transmission of the above information to the pharmacy for dispensing.
- The two-factor authentication protocol may only be completed by the practitioner whose name and DEA registration number appear above.

Medication	Qty	Rfl	Written	Effective	Notes	Pharmacy	Serial #
<input checked="" type="checkbox"/> oxycodone 5 mg tablet C-II Take 1 tablet by mouth single dose as needed take with a meal.	4 tablet	0	06/11/2019		⚠	Rocktown Corner Pharmacy - A 123 Main Street Rocktown, MD 20876-1471 NCPDP ID: 2131113	SB-24350476821

SIGNING PASSPHRASE *

TOKEN DEVICE * phone token - SYMC1811242109

TOKEN PIN *

Sign 1
Skip All

Favorites 2.0

Rcopia3 had limited management of **Favorites** that were stored as lists belonging to individual users despite how they were added (even when adding to the practice list or enterprise list).

Rcopia4 has a new favorites system that allows for administrator-controlled practice and location favorites, personal favorites, and recent favorites. There are also improved searching and saving capabilities.

Org Favorites	My Favorites	Recent
Advil 200 mg tablet <ul style="list-style-type: none"> take 1 tablet every 6 hours for pain (qty: 60 MDD:3200 MG/DAY) 	amoxicillin 250 mg capsule <ul style="list-style-type: none"> 1 capsule by mouth twice a day (qty:12) 1 capsule by mouth once a day (qty:7) 	atenolol 100 mg tablet Take 1 tablet by mouth every day (qty:30)
lisinopril 10 mg tablet <ul style="list-style-type: none"> 1 tablet by mouth once a day (qty:30) 	ibuprofen 600 mg tablet <ul style="list-style-type: none"> 1 tablet by mouth single dose as needed Take 1 tablet by mouth every 6 hours as needed for pain (qty:30 rfi:1) 	Atorvastatin 10 mg tablet Take 1 tablet by mouth every day at bedtime (qty:30 rfi:1)
tramadol ER 300 mg capsule 24 hr, extended release <ul style="list-style-type: none"> 1 capsule by mouth every evening as dir 	Livalo 1 mg tablet	codeine sulfate 15 mg tablet 1 tablet by mouth once a day as needed (qty:14 MDD:360 MG/DAY)

Top Toolbar Improvements

Rcopia3 displays many menu options and shortcuts in the top toolbar.

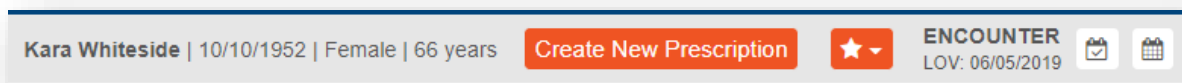
Rcopia4 displays a new “hamburger menu” in the left top corner, which can be hovered over for menu options.



Context Bar Added for Commonly Used Functions

Rcopia3 feature not available in this release.

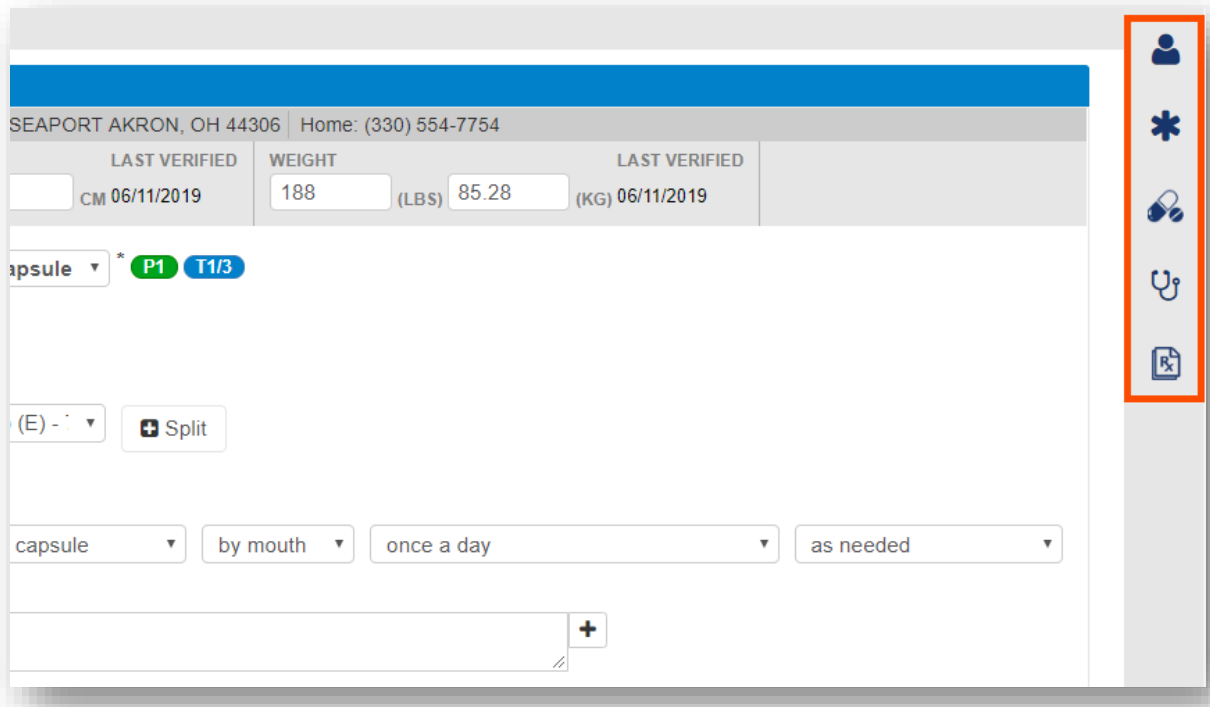
Rcopia4 has a thin toolbar below the top toolbar that houses frequently used links such as a shortcut to return to the **Patient Summary** screen and prescribing options.



Sidebar Toolbar for Additional Navigation

Rcopia3 allows users to view all of the main patient information (allergies, diagnoses, etc.) from the **Patient Summary** screen.

Rcopia4 displays the same **Patient Summary** as before but has an added toolbar on the right-hand side of the screen. This displays when users are not on the **Patient Summary** screen. The **Patient Info, Allergies, Medications, Diagnoses, and Prescriptions** can be viewed through the accessible windows.

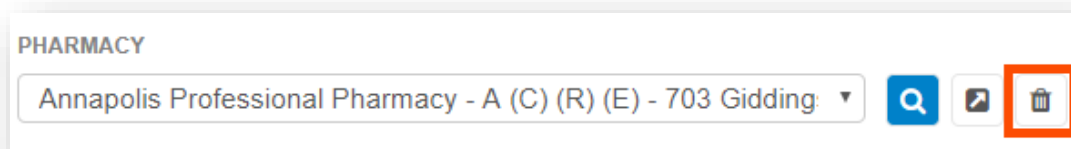


The screenshot shows a patient summary form with a sidebar toolbar on the right. The sidebar toolbar, highlighted with an orange box, contains five icons: a person icon, a star icon, a pair of glasses icon, a stethoscope icon, and a document icon. The main form displays patient information: SEAPORT AKRON, OH 44306 | Home: (330) 554-7754. It includes fields for LAST VERIFIED (06/11/2019), WEIGHT (188 LBS, 85.28 KG), and LAST VERIFIED (06/11/2019). The form also shows a medication entry: capsule, P1, T1/3, (E) - Split, capsule, by mouth, once a day, as needed.

Deleting a Default Pharmacy

Rcopia3 only allows users to delete a pharmacy from the Enter Details screen while prescribing.

Rcopia4 allows users to delete pharmacies at any time from the **Patient Summary** screen.



The screenshot shows a dropdown menu for selecting a pharmacy. The selected pharmacy is "Annapolis Professional Pharmacy - A (C) (R) (E) - 703 Gidding". To the right of the dropdown are three icons: a magnifying glass, a share icon, and a trash can icon. The trash can icon is highlighted with an orange box, indicating the delete function.