










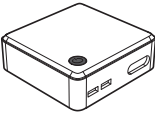








✓ TOOLS		
<input type="checkbox"/>		Step ladder
<input type="checkbox"/>		Laser level
<input type="checkbox"/>		Screw driver
<input type="checkbox"/>		Stud finder
<input type="checkbox"/>		Measuring tape
<input type="checkbox"/>		8 mm wrench
<input type="checkbox"/>		10 mm wrench
<input type="checkbox"/>		#2 Phillips screwdriver
<input type="checkbox"/>		Pencil
<input type="checkbox"/>		Tape
<input type="checkbox"/>		Level

✓ Hardware			
Single system	Double system	Triple system	
x1 <input type="checkbox"/>	x1 <input type="checkbox"/>	x1 <input type="checkbox"/>	 PC must meet the following specifications: <ul style="list-style-type: none"> • Windows® 10 or higher • Intel® i5 or equivalent • HDMI video out port or adapter • Supports 1920 x 1080 display resolution • 4GB+ RAM • 2GB+ free storage • 1 GB video memory (per projector)
x1 <input type="checkbox"/>	x1 <input type="checkbox"/>	x1 <input type="checkbox"/>	 Wireless keyboard and mouse
x14 <input type="checkbox"/>	x28 <input type="checkbox"/>	x42 <input type="checkbox"/>	 Toggle™ snaptoggle Model BB or a similar anchor
x14 <input type="checkbox"/>	x28 <input type="checkbox"/>	x42 <input type="checkbox"/>	 3/16-24 x 2.5" screws *May require washers
<input type="checkbox"/>			 1/4-20 x 4" screws *Optional
<input type="checkbox"/>			 Min. #10 or M5 Screws *Optional for wood studs. May require washers.

✓ CABLES and CONNECTIONS			
Single system	Double system	Triple system	
x1 <input type="checkbox"/>	x2 <input type="checkbox"/>	x3 <input type="checkbox"/>	HDMI cable 

✓ POWER REQUIREMENTS			
Single system	Double system	Triple system	
x3 <input type="checkbox"/>	x5 <input type="checkbox"/>	x7 <input type="checkbox"/>	Power outlet 110-240 V 