



myViewBoard Whiteboard

Quick Start Guide

For Windows version

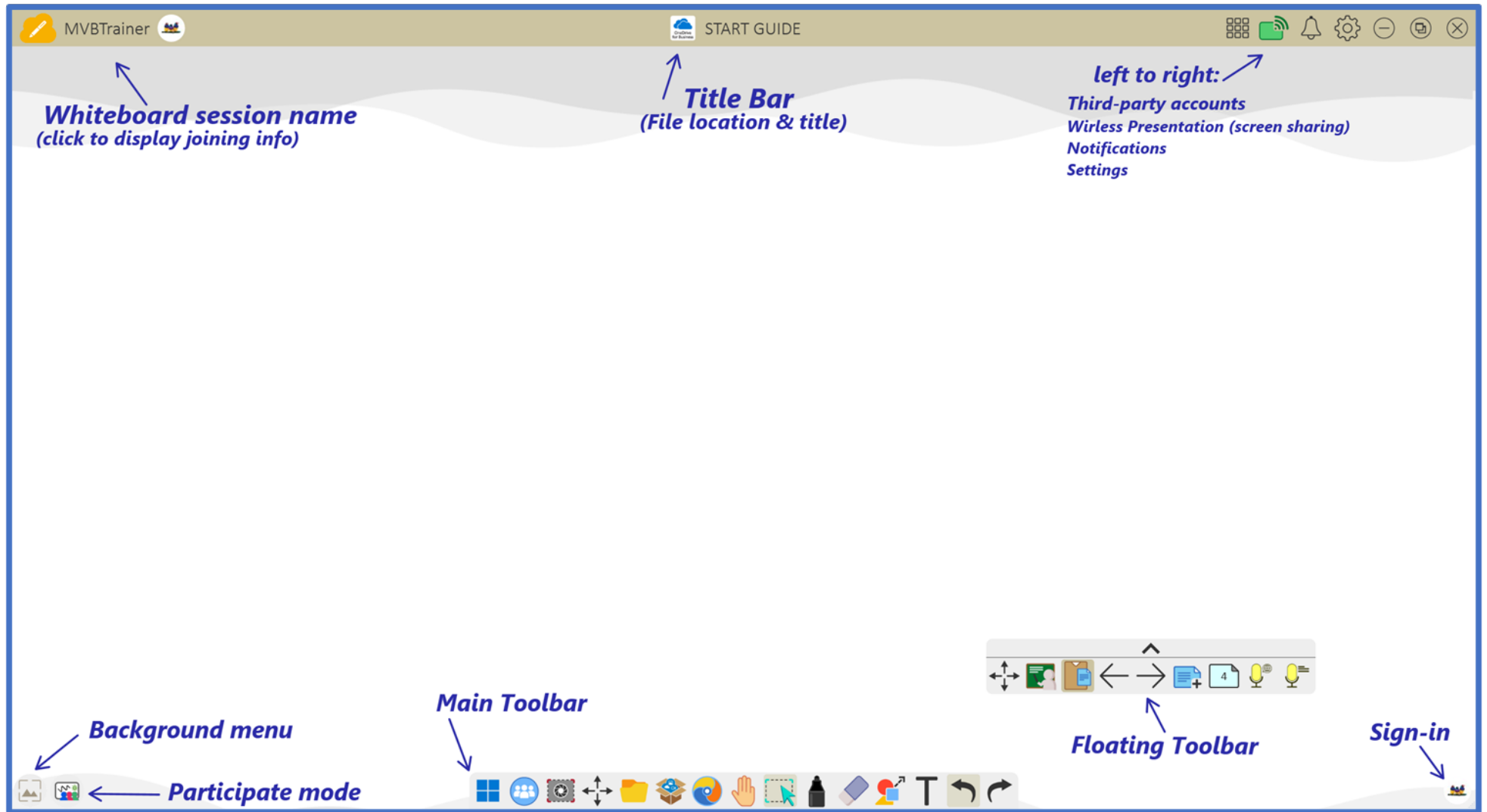




myViewBoard Whiteboard

Quick start guide for Windows version

New to myViewBoard Whiteboard? Use this guide to learn the basics of the Windows version.




Using myViewBoard Whiteboard: Any time during a lesson, **hover over** a tool for quick feature tips.



myViewBoard Whiteboard

Signing in

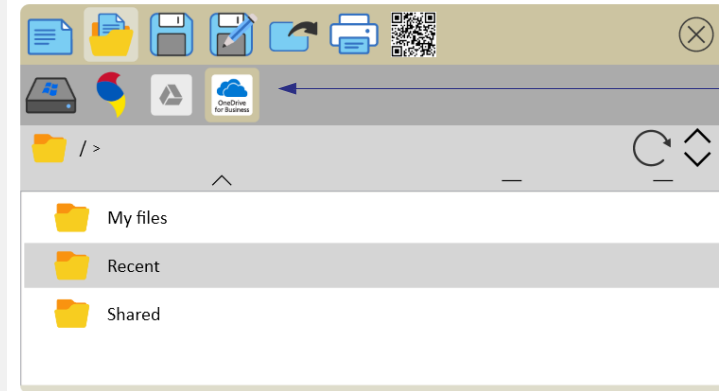
Sign in with your myViewBoard account to access full Whiteboard features and your personal settings.



Account or SSO sign-in

Companion App QR code sign-in

Prepare your lesson



Tip: Bind your cloud account with [FollowMe settings](#).

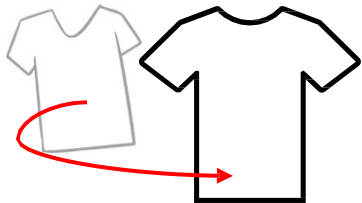


Open and enrich your materials with Whiteboard's robust tools

Annotate the canvas

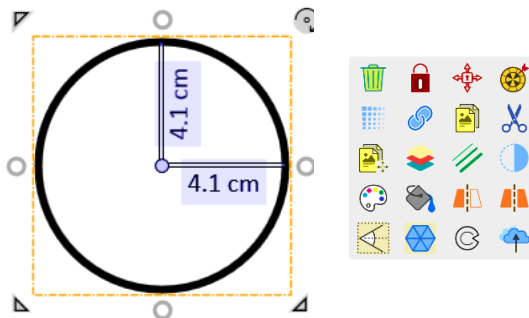
Whiteboard provides a selection of styles and customizations to create and deliver class-leading content.

Pens:



Use pen tools to draw freehand lines, shapes, and more.

Shapes:



Insert 2D & 3D shapes, lines, or tables and edit them with different styles.

Text Editor:



Type, edit, and format text on the canvas.



myViewBoard Whiteboard

Discover Magic Box tools



Add notes



Search videos



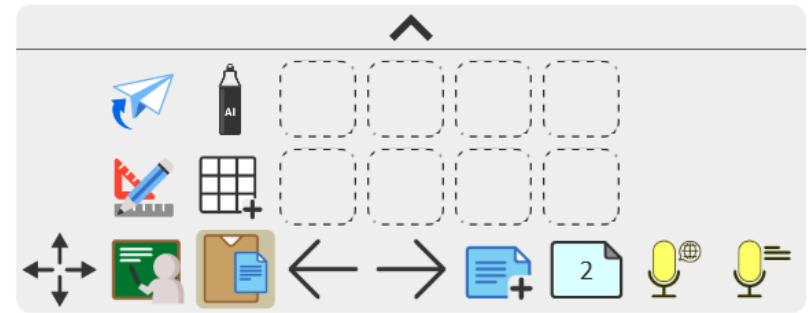
Search images



Access cam footage

Drag various tools onto the canvas and boost interactivity and engagement.

Tools always at hand



Shortcut Tray: Store and quickly access tools in the floating toolbar.

Open and import files



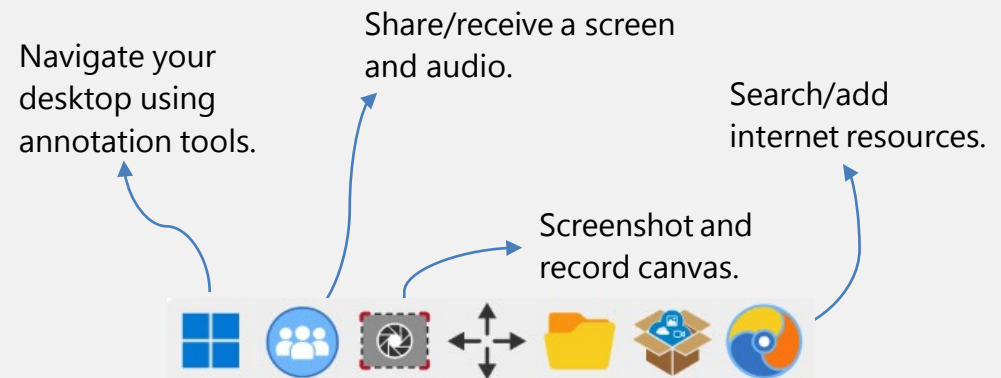
OLF for cross-platform lessons: Save [OLF files](#) and open them across Whiteboard versions.

Other supported file formats:

| | |
|------------------|---|
| Whiteboard files | OLF, Flipchart, Notebook, ENB and IWB |
| Documents | Google Doc, PDF, DOCX, TXT, ONE, URL |
| Presentations | Google Slides, PPTX (excluding PowerPoint mobile files) |
| Images | PNG, JPG, JPEG, BMP, GIF, ICO, TIF, TIFF, SVG |
| Audio | MP3, AAC, WMA, WAV, M4A |
| Video | WMV, MP4, MPG, XESC, 3GP, MOV, MPEG, MKV, ASF, AVI, M4V |

Enhance digital sessions

Enhance any lesson with these interactive tools:

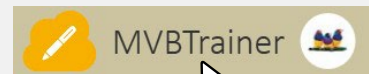




myViewBoard Whiteboard

Get students involved

Engage students by giving them interactivity options.
Here's how:



Click to display multiple ways to join.



Use Companion app and scan this QR code.

<https://myviewboard.com/MVBTrainer>

or
Input session URL to access the Whiteboard Portal.

Export canvas

Save and share the Whiteboard canvas to students via File Manager.

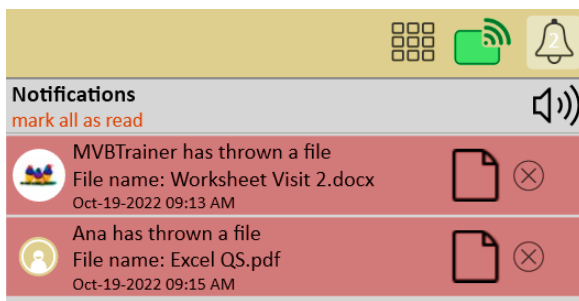


<https://mvp.fyi/OSgg>


Once students are in the session, they can give immediate feedback right on the canvas.




Throw



Wirelessly share files to your Whiteboard session.



With Pop Quiz, create instant questions and receive answers by pressing their name or .



With Polls, prepare questions with formats like multiple choice, true/false, and more.



myViewBoard Whiteboard

Feature plan breakdown

Not sure which features you should have access to? Here's your cheat sheet:

Standard

- Unlimited content creation.
- Create with annotation tools.
- Magic Box: Safe image search, YouTube and more.
- Learning tools: Math tools and handwriting recognition.
- Screen recording and video sharing.
- Cloud integration with Google Drive, OneDrive, and more.
- Participate mode for collaboration.
- ViewSonic Originals for free lessons, resources, backgrounds, and games.

Pro/Premium¹

All **Standard** features, plus:

- Draw like a pro with AI Pen.
- Share sessions by QR Code.
- Learning tools: Immersive Reader.
- Complete access to advanced ViewSonic Originals content.
- Student collaboration tools:
 - Wireless Presentation.
 - Throw images and files to the board.
 - Access to questions and activities with Pop Quiz and Polls.

Entity²

All **Premium** features, plus:

- Live Captions feature (by request).
- Early access to updates and upgrades.
- Dedicated support.
- Professional Development to empower teachers to make the most of technology in the classroom.
- Enhanced Originals content with all content available by request by your organization.

- Find detailed information regarding feature accessibility per tier at myviewboard.com/pricing/.
- Access all myViewBoard apps, tools, and account settings at myviewboard.com.
- View step-by-step tutorials on our YouTube Channel: [ViewSonic Education](#).
- Receive training and become a myViewBoard expert: [Professional Development Program](#).

¹ The **PRO** and **PREMIUM** plans are PAID myViewBoard subscriptions designed to provide users with advanced myViewBoard Whiteboard features. However, with a **PREMIUM** plan, educators also gain access to [myViewBoard Classroom](#).

² The **ENTITY** plan is a subscription attainable by request only for organizations or educational institutions set up with ViewSonic hardware. It contains tools to help build, maintain, and manage large device and software rollouts.