

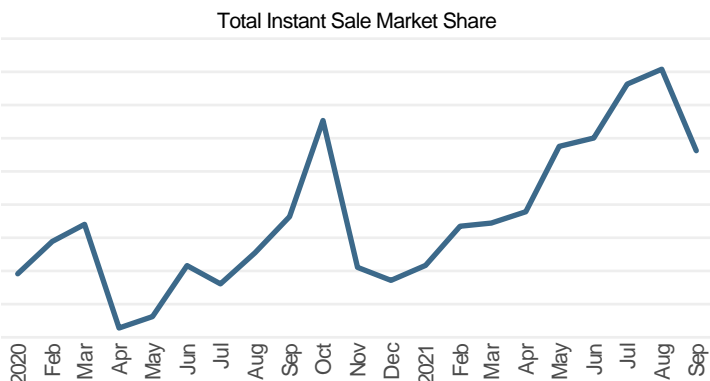
Market Insight Report Quarter III 2021



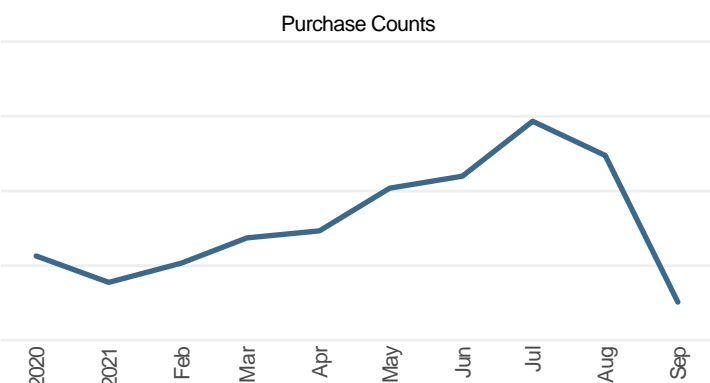
Atlanta

This Report shows iBuyer trends specific to the Atlanta market and gives unique insight into the leading Instant Sale buyers. Please note that this report only looks at purchases that occur in specific counties that zavvie uses to define the market.

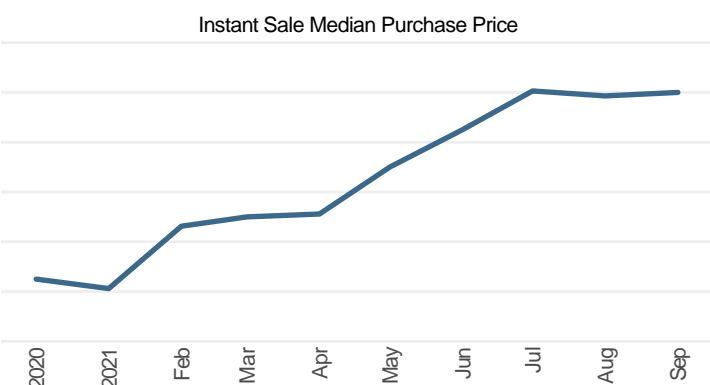
Buyer	Market Share
Opendoor	8.31%
Zillow Offers	5.99%
Progress Residential	2.55%
Amherst	1.45%
FirstKey Homes	.94%
Offerpad	.79%
Tricon	.54%
American Homes 4 Rent	.28%
Others	.27%
Invitation Homes	.21%
Total	21.33%



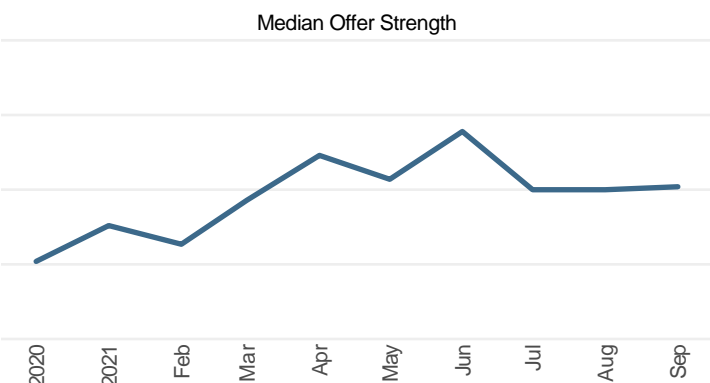
Buyer	Transaction Count
Opendoor	1236
Zillow Offers	648
Progress Residential	354
Amherst	227
FirstKey Homes	168
Offerpad	127
Tricon	90
American Homes 4 Rent	49
Others	35
Invitation Homes	27
Total	2961



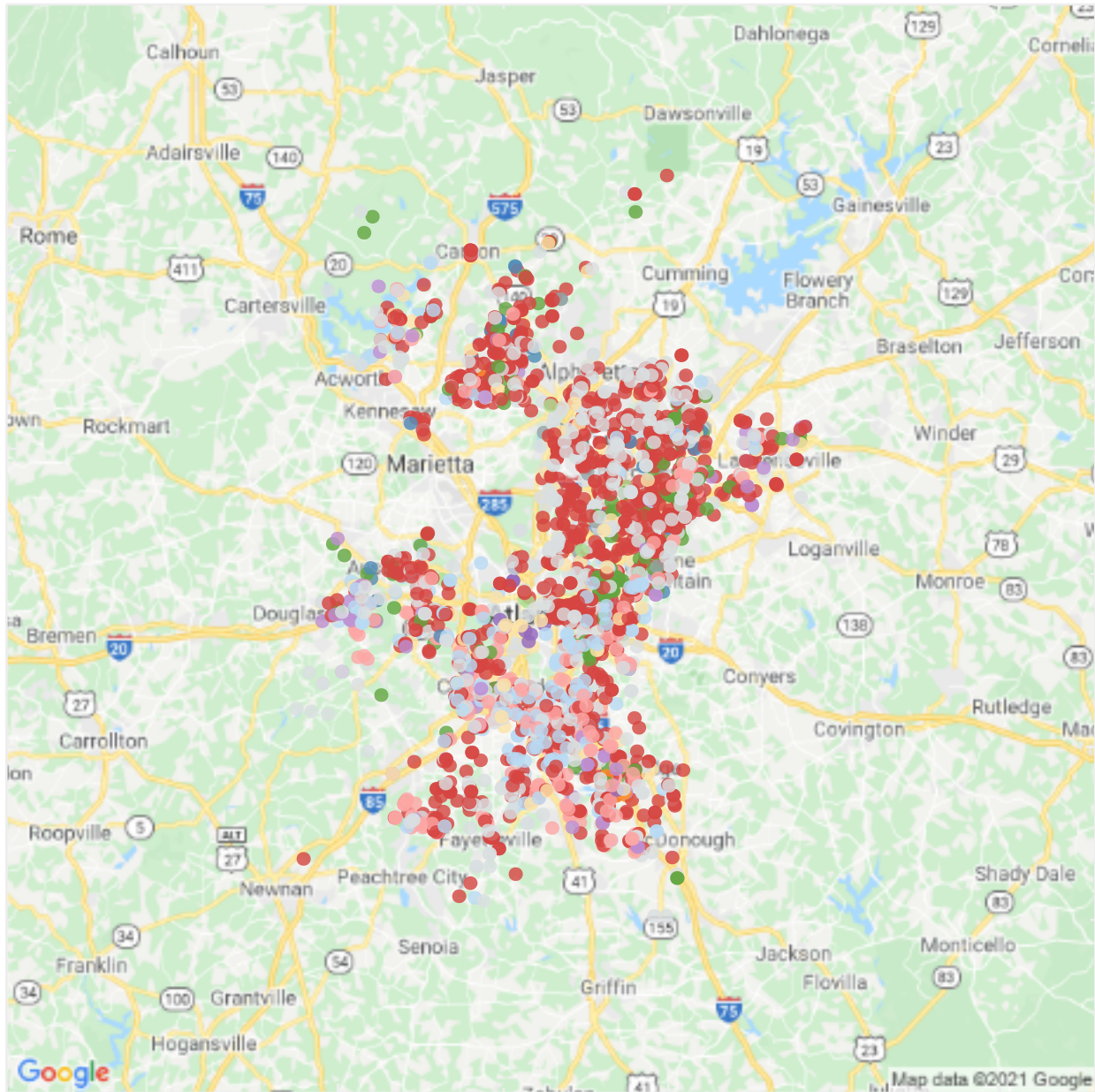
Buyer	Median Purchase Price
FirstKey Homes	\$356,777.00
American Homes 4 Rent	\$346,000.00
Opendoor	\$316,300.00
Zillow Offers	\$315,900.50
Wedgewood	\$290,500.00
Invitation Homes	\$288,000.00
Tricon	\$265,000.00
Progress Residential	\$265,000.00
Offerpad	\$263,000.00
Others	\$245,000.00
Total	\$300,000.00



Buyer	Spread %
Zillow Offers	104.35%
Opendoor	104.00%
Tricon	103.50%
Progress Residential	100.00%
Invitation Homes	100.00%
FirstKey Homes	100.00%
Amherst	100.00%
American Homes 4 Rent	100.00%
Offerpad	97.70%
Others	66.70%
Total	102.80%



Market Insight Report Quarter III 2021



Buyer		
American Homes 4 Rent	Amherst	FirstKey Homes
HomeGo	Invitation Homes	Offerpad
Opendoor	Progress Residential	SFR3
Tricon	Wedgewood	Zillow Offers